



BRITISH COLUMBIA
WINE GRAPE
COUNCIL

ANNUAL CROP ASSESSMENT

2020 VINTAGE

An analysis of varietal tonnage and prices of grapes grown on the British Columbia mainland and used in the production of wine in the 2020 vintage.

Prepared by the BCWGC

NOTE TO READER

“This data is unaudited and is produced for industry information only”

The BC Wine Grape Council is committed to the task of reporting the BC wine grape harvest by June 1st each year. BC mainland wineries are required by regulation to report and pay levies on tonnage purchased to the BCWGC, creating a comprehensive set of information to draw from. Wineries have voluntarily submitted the pricing data which has been added to this report. While tonnage data includes all winery-grown and independent vineyards, the Pricing Analysis tables exclude crops from winery owned and leased vineyards, giving a comprehensive estimation of value of grape by variety.


The BCWGC Crop Report Sub-Committee meets annually to review the report and make recommendations for the following year.



Kathy Malone, Chair
BC Wine Grape Council

The data collected for this report is held in strict confidence and individual grower/winery information is not divulged to anyone. While this specific report is not audited, the BCWGC is required to have an annual financial audit and this is being carried out by the Grant Thornton LLP accounting firm for 2020-2021 fiscal year.

The 2020 vintage was a slower starter, with bud-break and bloom later than average. Late season warmth resulted in average overall Growing Degree Days and good ripening of most varieties. Residual effects of the 2019 cold-damage as well as cool spring temperatures during flowering resulted in lowering the overall yield.



Kate Durisek, Executive Director
BC Wine Grape Council



RESPONDENT COMPARISONS

RESPONDENT COMPARISONS

OVERVIEW OF WINERY RESPONDENTS			
Total Grape Wineries in BC	Total Mainland Grape Wineries	Total Respondent Wineries	% of Total
288	255	196	76.86%

ANNUAL COMPARISON OF WINERY RESPONDENTS			
Year	Total Mainland Grape Wineries	Total Respondent Wineries	% of Total
2020	255	196	76.86%
2019	251	199	79.28%
2018	249	208	83.53%
2017	232	140	60.34%
2016	-	-	-
2015	256	133	51.95%
2014	-	-	-
2013	229	140	61.14%
2012	206	110	53.40%
2011	193	116	61.66%
2010	193	126	65.28%

RESPONDENT COMPARISONS

RESPONSE RATE BY WINERY SIZE		
Large > 1500 S.T.	Medium 150-1500 S.T.	Small < 150 S.T.
3	39	154

ANNUAL COMPARISON OF WINERY RESPONDENT SIZE				
Year	Large > 1500 S.T.	Medium 150-1500 S.T.	Small < 150 S.T.	Total
2020	3	39	154	196
2019	3	47	149	199
2018	4	51	153	208
2017	3	39	98	140
2016	-	-	-	-
2015	3	37	93	133
2014	-	-	-	-
2013	3	33	104	140
2012	3	24	83	110
2011	3	21	95	119
2010	3	17	106	126



PRICING ANALYSIS

NOTES ON PRICING COLLECTION METHOD

The BC Wine Grape Council collected data on 3,567 crops in the 2020 vintage with a total of 32,049.80 short tons.

In 2019 the Council made the decision to not collect pricing information on crops that came from winery owned or leased vineyards. There were 1,725 entries of this type reported which equated to 16,265.80 short tons or 50.75% of the total tonnage volume.

Prices were filtered to exclude values outside of the standard deviation range of \$1,199 - \$5,000. There was 1 entry valued below \$1,199 which had a total tonnage amount of 3.2 short tons and 6 entries valued at \$5,000 and over which had a total tonnage amount of 16.7 tons.

The values in the tables below reflect the Average Price Per Ton of the remaining tonnage once these outliers were removed. Removing the outliers resulted in no pricing information collected on 15 varieties of white grapes and 14 varieties of red grapes.



RED CROP VALUES

* EXCEPT TONNAGE FROM WINERY OWNED AND LEASED VINEYARDS AND CROPS REPORTED WITH NO VALUE OR OUTSIDE STANDARD RANGE

VARIETAL	SHORT TONS	AVERAGE PRICE PER TON WEIGHTED FOR TONNAGE	METRIC TONNES	METRIC PRICE
Merlot	3425.20	\$ 2,910.51	3113.82	\$ 3,201.56
Cabernet Franc	1302.2	\$ 2,982.48	1183.82	\$ 3,280.72
Cabernet Sauvignon	921.1	\$ 3,104.56	837.36	\$ 3,415.01
Pinot Noir	843	\$ 2,975.78	766.36	\$ 3,273.36
Syrah	801.5	\$ 3,246.81	728.64	\$ 3,571.49
Malbec	236.5	\$ 3,204.15	215.00	\$ 3,524.56
Gamay Noir	206.1	\$ 2,542.00	187.36	\$ 2,796.20
Petit Verdot	107.8	\$ 2,931.35	98.00	\$ 3,224.48
Maréchal Foch	55.3	\$ 2,428.03	50.27	\$ 2,670.84
Zweigelt	49.9	\$ 2,767.39	45.36	\$ 3,044.13
Baco Noir	31.6	\$ 2,653.92	28.73	\$ 2,919.31
Tempranillo	26.3	\$ 3,087.14	23.91	\$ 3,395.85
Carmenere	24.1	\$ 3,223.01	21.91	\$ 3,545.31

RED CROP VALUES (CONTINUED)* **EXCEPT** TONNAGE FROM WINERY OWNED AND LEASED VINEYARDS AND CROPS REPORTED WITH NO VALUE OR OUTSIDE STANDARD RANGE

VARIETAL	SHORT TONS	AVERAGE PRICE PER TON WEIGHTED FOR TONNAGE	METRIC TONNES	METRIC PRICE
Sangiovese	22.2	\$ 3,193.40	20.18	\$ 3,512.74
Pinotage	21.5	\$ 2,896.98	19.55	\$ 3,186.68
Rotberger	17.6	\$ 2,086.45	16.00	\$ 2,295.09
Pinot Meunier	12.8	\$ 2,304.78	11.64	\$ 2,535.26
Mourvedre	7.7	\$ 2,846.06	7.00	\$ 3,130.66
Barbera	7.7	\$ 2,552.21	7.00	\$ 2,807.43
Zinfandel	6.7	\$ 3,200.00	6.09	\$ 3,520.00
Grenache	6.1	\$ 3,486.56	5.55	\$ 3,835.21
Dunkelfelder	5.4	\$ 2,526.96	4.91	\$ 2,779.65
Frontenac Noir	5.1	\$ 1,800.00	4.64	\$ 1,980.00
Touriga Nacional	3.6	\$ 2,649.17	3.27	\$ 2,914.08
Marquette	3	\$ 1,800.00	2.73	\$ 1,980.00
Teroldego	2.7	\$ 2,867.34	2.45	\$ 3,154.07

RED CROP VALUES (CONTINUED)* EXCEPT TONNAGE FROM WINERY OWNED AND LEASED VINEYARDS AND CROPS REPORTED WITH NO VALUE OR OUTSIDE STANDARD RANGE

VARIETAL	SHORT TONS	AVERAGE PRICE PER TON WEIGHTED FOR TONNAGE	METRIC TONNES	METRIC PRICE
Lemberger	1.4	\$ 3,194.71	1.27	\$ 3,514.18
Refosco	1.4	\$ 2,104.55	1.27	\$ 2,315.01
Nebbiolo	0.9	\$ 2,104.55	0.82	\$ 2,315.01
St. Laurent	0.8	\$ 2,278.78	0.73	\$ 2,506.65
Agria	0	\$ -	0.00	\$ -
Alicante	0	\$ -	0.00	\$ -
Blattner Cabernet Foch	0	\$ -	0.00	\$ -
Blattner Cabernet Libre	0	\$ -	0.00	\$ -
Castel	0	\$ -	0.00	\$ -
Chambourcin	0	\$ -	0.00	\$ -
Concord	0	\$ -	0.00	\$ -
Dolcetto	0	\$ -	0.00	\$ -
Dornfelder	0	\$ -	0.00	\$ -

RED CROP VALUES (CONTINUED)

* EXCEPT TONNAGE FROM WINERY OWNED AND LEASED VINEYARDS AND CROPS REPORTED WITH NO VALUE OR OUTSIDE STANDARD RANGE

VARIETAL	SHORT TONS	AVERAGE PRICE PER TON WEIGHTED FOR TONNAGE	METRIC TONNES	METRIC PRICE
Gamay de Bouze	0	\$ -	0.00	\$ -
Gros verdot	0	\$ -	0.00	\$ -
Léon Millot	0	\$ -	0.00	\$ -
Regent	0	\$ -	0.00	\$ -
Tannat	0	\$ -	0.00	\$ -

WHITE CROP VALUES (CONTINUED)

* EXCEPT TONNAGE FROM WINERY OWNED AND LEASED VINEYARDS AND CROPS REPORTED WITH NO VALUE OR OUTSIDE STANDARD RANGE

VARIETAL	SHORT TONS	AVERAGE PRICE PER TON WEIGHTED FOR TONNAGE	METRIC TONNES	METRIC PRICE
Pinot Gris	2206.5	\$ 2,292.86	2005.91	\$ 2,522.14
Chardonnay	1498.8	\$ 2,442.87	1362.55	\$ 2,687.16
Riesling	985	\$ 2,259.01	895.45	\$ 2,484.91
Gewürztraminer	822.6	\$ 2,215.83	747.82	\$ 2,437.41
Sauvignon Blanc	501.2	\$ 2,300.90	455.64	\$ 2,530.99
Viognier	425.3	\$ 2,695.09	386.64	\$ 2,964.60
Pinot Blanc	268.1	\$ 2,212.54	243.73	\$ 2,433.79
Ehrenfelser	129.1	\$ 2,024.15	117.36	\$ 2,226.56
Muscat	119.4	\$ 2,545.88	108.55	\$ 2,800.47
Auxerrois	113.6	\$ 1,973.73	103.27	\$ 2,171.10
Sovereign Opal	105.6	\$ 1,658.97	96.00	\$ 1,824.87
Sémillon	102.2	\$ 2,495.11	92.91	\$ 2,744.62
Kerner	64.1	\$ 2,391.15	58.27	\$ 2,630.26

WHITE CROP VALUES (CONTINUED)

* EXCEPT TONNAGE FROM WINERY OWNED AND LEASED VINEYARDS AND CROPS REPORTED WITH NO VALUE OR OUTSIDE STANDARD RANGE

VARIETAL	SHORT TONS	AVERAGE PRICE PER TON WEIGHTED FOR TONNAGE	METRIC TONNES	METRIC PRICE
Bacchus	56.3	\$ 2,188.26	51.18	\$ 2,407.08
Müller Thurgau	44.2	\$ 1,849.73	40.18	\$ 2,034.70
Roussanne	29.5	\$ 2,916.64	26.82	\$ 3,208.31
Orange Muskat	20.2	\$ 2,703.35	18.36	\$ 2,973.68
Schönburger	19	\$ 2,051.90	17.27	\$ 2,257.09
Siegerrebe	17.6	\$ 1,789.94	16.00	\$ 1,968.94
Ortega	9.9	\$ 1,950.00	9.00	\$ 2,145.00
Grüner Veltliner	9.9	\$ 2,844.44	9.00	\$ 3,128.89
Madeleine Angevine	9.1	\$ 1,850.00	8.27	\$ 2,035.00
Frontenac Blanc/Gris	5.1	\$ 1,800.00	4.64	\$ 1,980.00
Marsanne	3.6	\$ 3,525.00	3.27	\$ 3,877.50
Perle of C'saba	2.2	\$ 2,100.00	2.00	\$ 2,310.00

WHITE CROP VALUES (CONTINUED)

* EXCEPT TONNAGE FROM WINERY OWNED AND LEASED VINEYARDS AND CROPS REPORTED WITH NO VALUE OR OUTSIDE STANDARD RANGE

VARIETAL	SHORT TONS	AVERAGE PRICE PER TON WEIGHTED FOR TONNAGE	METRIC TONNES	METRIC PRICE
Albarino	0.9	\$ 4,000.00	0.82	\$ 4,400.00
Arneis	0	\$ -	0.00	\$ -
Chasselas	0	\$ -	0.00	\$ -
Chenin Blanc	0	\$ -	0.00	\$ -
La Crescent	0	\$ -	0.00	\$ -
L'Acadie Blanc	0	\$ -	0.00	\$ -
Madeleine Sylvaner	0	\$ -	0.00	\$ -
Optima	0	\$ -	0.00	\$ -
Petit Milo	0	\$ -	0.00	\$ -
Reichensteiner	0	\$ -	0.00	\$ -
Seyval Blanc	0	\$ -	0.00	\$ -
Siegfriedrebe	0	\$ -	0.00	\$ -

WHITE CROP VALUES (CONTINUED)

* EXCEPT TONNAGE FROM WINERY OWNED AND LEASED VINEYARDS AND CROPS REPORTED WITH NO VALUE OR OUTSIDE STANDARD RANGE

VARIETAL	SHORT TONS	AVERAGE PRICE PER TON WEIGHTED FOR TONNAGE	METRIC TONNES	METRIC PRICE
Sylvaner	0	\$ -	0.00	\$ -
Traminer	0	\$ -	0.00	\$ -
Verdelet	0	\$ -	0.00	\$ -
Vidal	0	\$ -	0.00	\$ -

An aerial photograph of a large, well-maintained vineyard. The rows of grapevines are neatly spaced and extend across the foreground and middle ground. In the background, a prominent, rocky mountain rises against a clear blue sky. The lighting suggests a bright, sunny day, casting soft shadows on the vines.

TONNAGE ANALYSIS

NOTES ON TONNAGE COLLECTION METHOD

Crop information was collected through a proprietary online member portal where winery members entered tonnage report details including grower, vineyard location, varieties per vineyard location, and price per varietal. In instances where members submitted a paper or excel based report to the council, the BCWGC entered the crop information on behalf of the winery member. Reports were collected until April 30, 2021; reports received after that date were not included.

The data presented in the tables below includes a summary of all data that was collected regardless of the prices reported for each crop.



PERCENTAGE OF VINIFERA, HYBRID, LABRUSCA PRODUCTION

COLOUR	TYPE	TOTAL TONNAGE	% OF TOTAL
Red	Hybrid	428.5	2.53%
	Vinifera	16498.4	97.43%
	Labrusca	7	0.04%
Subtotal:		16933.9	
White	Hybrid	329.1	2.18%
	Vinifera	14786.8	97.82%
Subtotal:		15115.9	
Grand Total:		32049.8	

TOTAL TONNAGE BY VARIETY – TOP 25

* INCLUDES TONNAGE FROM WINERY OWNED AND LEASED VINEYARDS AND CROPS REPORTED WITH NO VALUE OR OUTSIDE STANDARD RANGE

COLOUR	VARIETY	SHORT TONS	METRIC TONNES	% OF TOTAL
Red	Merlot	6129.9	5572.64	19.13%
White	Pinot Gris	3448.8	3135.27	10.76%
White	Chardonnay	3245.5	2950.45	10.13%
Red	Pinot Noir	2505.5	2277.73	7.82%
Red	Cabernet Franc	2197.8	1998.00	6.86%
Red	Cabernet Sauvignon	2159.6	1963.27	6.74%
White	Riesling	1971.8	1792.55	6.15%
Red	Syrah	1735	1577.27	5.41%
White	Gewürztraminer	1475.9	1341.73	4.61%
White	Sauvignon Blanc	1385.3	1259.36	4.32%
White	Pinot Blanc	794.8	722.55	2.48%
White	Viognier	772.1	701.91	2.41%
Red	Gamay Noir	548.4	498.55	1.71%

COLOUR	VARIETY	SHORT TONS	METRIC TONNES	% OF TOTAL
Red	Malbec	437.7	397.91	1.37%
Red	Maréchal Foch	247.1	224.64	0.77%
White	Muscat	234.5	213.18	0.73%
Red	Petit Verdot	233.9	212.64	0.73%
White	Sémillon	213.4	194.00	0.67%
White	Ehrenfelser	191.4	174.00	0.60%
White	Vidal	168.8	153.45	0.53%
White	Auxerrois	155.3	141.18	0.48%
White	Bacchus	131.9	119.91	0.41%
Red	Zweigelt	129.2	117.45	0.40%
White	Chasselas	110.3	100.27	0.34%
White	Sovereign Opal	105.6	96.00	0.33%
TOP 25				

TOTAL TONNAGE BY VARIETY (CONTINUED)

* INCLUDES TONNAGE FROM WINERY OWNED AND LEASED VINEYARDS AND CROPS REPORTED WITH NO VALUE OR OUTSIDE STANDARD RANGE

COLOUR	VARIETY	SHORT TONS	METRIC TONNES
White	Kerner	103.2	93.82
Red	Baco Noir	76.8	69.82
White	Chenin Blanc	75.8	68.91
White	Roussanne	66.7	60.64
Red	Zinfandel	63.8	58.00
Red	Pinot Meunier	59.1	53.73
Red	Tempranillo	58.7	53.36
Red	Pinotage	56.7	51.55
White	Schönburger	51.5	46.82
White	Siegerrebe	49.9	45.36
White	Grüner Veltliner	48.6	44.18
White	Müller Thurgau	47.2	42.91
White	Ortega	38.5	35.00

COLOUR	VARIETY	SHORT TONS	METRIC TONNES
Red	Chancellor	38.4	34.91
White	Madeleine Angevine	33.9	30.82
Red	Sangiovese	32.1	29.18
Red	Carmenere	29.7	27.00
Red	Frontenac Noir	25.8	23.45
White	Frontenac Blanc/Gris	25.7	23.36
Red	Marquette	24.6	22.36
White	Orange Muskat	24.1	21.91
White	Trebbiano	22.1	20.09
White	Madeleine Sylvaner	22.1	20.09
White	Marsanne	20.2	18.36
Red	Rotberger	17.6	16.00
White	La Crescent	17.4	15.82

TOTAL TONNAGE BY VARIETY (CONTINUED)

* INCLUDES TONNAGE FROM WINERY OWNED AND LEASED VINEYARDS AND CROPS REPORTED WITH NO VALUE OR OUTSIDE STANDARD RANGE

COLOUR	VARIETY	SHORT TONS	METRIC TONNES
Red	Lemberger	15.9	14.45
Red	Mourvedre	15.4	14.00
White	Albarino	14.8	13.45
White	Reichensteiner	10.9	9.91
Red	Barbera	10.3	9.36
Red	Dolcetto	8.7	7.91
White	Petit Milo	7.9	7.18
Red	Dunkelfelder	7.2	6.55
Red	Concord	7	6.36
White	L'Acadie Blanc	6.9	6.27
Red	Grenache	6.6	6.00
Red	Touriga Nacional	6.1	5.55
Red	Tannat	5.9	5.36

COLOUR	VARIETY	SHORT TONS	METRIC TONNES
Red	Léon Millot	5.4	4.91
Red	Gros verdot	4.6	4.18
White	Optima	4.4	4.00
Red	Dornfelder	4.1	3.73
White	Arneis	4.1	3.73
Red	Alicante	3.8	3.45
Red	Teroldego	3.7	3.36
White	Verdelet	3.5	3.18
White	Verdejo Verdelho	3.3	3.00
Red	Castel	3.2	2.91
Red	Chambourcin	2.9	2.64
Red	Gamay de Bouze	2.8	2.55
Red	Petit Sirah	2.5	2.27

TOTAL TONNAGE BY VARIETY (CONTINUED)

COLOUR	VARIETY	SHORT TONS	METRIC TONNES
White	Perle of C'saba	2.2	2.00
Red	Blattner Cabernet Foch	2	1.82
White	Traminer	2	1.82
Red	Agria	1.8	1.64
Red	St. Laurent	1.8	1.64
White	Siegfriedrebe	1.7	1.55
Red	Refosco	1.4	1.27
Red	Regent	1.3	1.18
White	Seyval Blanc	1.2	1.09
Red	Nebbiolo	1.1	1.00

* INCLUDES TONNAGE FROM WINERY OWNED AND LEASED VINEYARDS AND CROPS REPORTED WITH NO VALUE OR OUTSIDE STANDARD RANGE

COLOUR	VARIETY	SHORT TONS	METRIC TONNES
Red	Blattner Cabernet Libre	1	0.91
White	Oraniensteiner	0.6	0.55
White	Sylvaner	0.1	0.09
TOTAL:		32049.8	29136.18182

REMAINING VARIETALS		
SHORT TONS	METRIC TONNES	% OF TOTAL
1320.3	1200.27	4.12%

RED: TOTAL TONNAGE BY VARIETY – TOP 25

* INCLUDES TONNAGE FROM WINERY OWNED AND LEASED VINEYARDS AND CROPS REPORTED WITH NO VALUE OR OUTSIDE STANDARD RANGE

VARIETY	SHORT TONS	METRIC TONNES	% OF TOTAL RED
Merlot	6129.90	5572.64	36.20%
Pinot Noir	2505.50	2277.73	14.80%
Cabernet Franc	2197.80	1998.00	12.98%
Cabernet Sauvignon	2159.60	1963.27	12.75%
Syrah	1735.00	1577.27	10.25%
Gamay Noir	548.40	498.55	3.24%
Malbec	437.70	397.91	2.58%
Maréchal Foch	247.10	224.64	1.46%
Petit Verdot	233.90	212.64	1.38%
Zweigelt	129.20	117.45	0.76%
Baco Noir	76.80	69.82	0.45%
Zinfandel	63.80	58.00	0.38%
Pinot Meunier	59.10	53.73	0.35%

VARIETY	SHORT TONS	METRIC TONNES	% OF TOTAL RED
Tempranillo	58.70	53.36	0.35%
Pinotage	56.70	51.55	0.33%
Chancellor	38.40	34.91	0.23%
Sangiovese	32.10	29.18	0.19%
Carmenere	29.70	27.00	0.18%
Frontenac Noir	25.80	23.45	0.15%
Marquette	24.60	22.36	0.15%
Rotberger	17.60	16.00	0.10%
Lemberger	15.90	14.45	0.09%
Mourvedre	15.40	14.00	0.09%
Barbera	10.30	9.36	0.06%
Dolcetto	8.70	7.91	0.05%
TOP 25			

RED: TOTAL TONNAGE BY VARIETY (CONTINUED)

* INCLUDES TONNAGE FROM WINERY OWNED AND LEASED VINEYARDS AND CROPS REPORTED WITH NO VALUE OR OUTSIDE STANDARD RANGE

VARIETY	SHORT TONS	METRIC TONNES
Dunkelfelder	7.20	6.55
Concord	7.00	6.36
Grenache	6.60	6.00
Touriga Nacional	6.10	5.55
Tannat	5.90	5.36
Léon Millot	5.40	4.91
Gros verdot	4.60	4.18
Dornfelder	4.10	3.73
Alicante	3.80	3.45
Terolldego	3.70	3.36
Castel	3.20	2.91
Chambourcin	2.90	2.64
Gamay de Bouze	2.80	2.55

VARIETY	SHORT TONS	METRIC TONNES
Petit Sirah	2.50	2.27
Blattner Cabernet Foch	2.00	1.82
Agria	1.80	1.64
St. Laurent	1.80	1.64
Refosco	1.40	1.27
Regent	1.30	1.18
Nebbiolo	1.10	1.00
Blattner Cabernet Libre	1.00	0.91
TOTAL:	16933.90	15394.45

REMAINING VARIETALS		
SHORT TONS	METRIC TONNES	% OF TOTAL RED
76.20	69.27	0.45%

WHITE: TOTAL TONNAGE BY VARIETY – TOP 25

* INCLUDES TONNAGE FROM WINERY OWNED AND LEASED VINEYARDS AND CROPS REPORTED WITH NO VALUE OR OUTSIDE STANDARD RANGE

VARIETY	SHORT TONS	METRIC TONNES	% OF TOTAL WHITE
Pinot Gris	3448.80	3135.27	22.82%
Chardonnay	3245.50	2950.45	21.47%
Riesling	1971.80	1792.55	13.04%
Gewürztraminer	1475.90	1341.73	9.76%
Sauvignon Blanc	1385.30	1259.36	9.16%
Pinot Blanc	794.80	722.55	5.26%
Viognier	772.10	701.91	5.11%
Muscat	234.50	213.18	1.55%
Sémillon	213.40	194.00	1.41%
Ehrenfelser	191.40	174.00	1.27%
Vidal	168.80	153.45	1.12%
Auxerrois	155.30	141.18	1.03%
Bacchus	131.90	119.91	0.87%

VARIETY	SHORT TONS	METRIC TONNES	% OF TOTAL WHITE
Chasselas	110.30	100.27	0.73%
Sovereign Opal	105.60	96.00	0.70%
Kerner	103.20	93.82	0.68%
Chenin Blanc	75.80	68.91	0.50%
Roussanne	66.70	60.64	0.44%
Schönburger	51.50	46.82	0.34%
Siegenerrebe	49.90	45.36	0.33%
Grüner Veltliner	48.60	44.18	0.32%
Müller Thurgau	47.20	42.91	0.31%
Ortega	38.50	35.00	0.25%
Madeleine Angevine	33.90	30.82	0.22%
Frontenac Blanc/Gris	25.70	23.36	0.17%
TOP 25			

WHITE: TOTAL TONNAGE BY VARIETY (CONTINUED)

* INCLUDES TONNAGE FROM WINERY OWNED AND LEASED VINEYARDS AND CROPS REPORTED WITH NO VALUE OR OUTSIDE STANDARD RANGE

VARIETY	SHORT TONS	METRIC TONNES
Orange Muskat	24.10	21.91
Trebbiano	22.10	20.09
Madeleine Sylvaner	22.10	20.09
Marsanne	20.20	18.36
La Crescent	17.40	15.82
Albarino	14.80	13.45
Reichensteiner	10.90	9.91
Petit Milo	7.90	7.18
L'Acadie Blanc	6.90	6.27
Optima	4.40	4.00
Arneis	4.10	3.73
Verdelet	3.50	3.18
Verdejo Verdelho	3.30	3.00

VARIETY	SHORT TONS	METRIC TONNES
Perle of C'saba	2.20	2.00
Traminer	2.00	1.82
Siegfriedrebe	1.70	1.55
Seyval Blanc	1.20	1.09
Oraniensteiner	0.60	0.55
Sylvaner	0.10	0.09
TOTAL:	15115.9	13741.72

REMAINING VARIETALS		
SHORT TONS	METRIC TONNES	% OF TOTAL WHITE
169.50	154.09	1.12%
TOP 25		

REGIONAL ANALYSIS

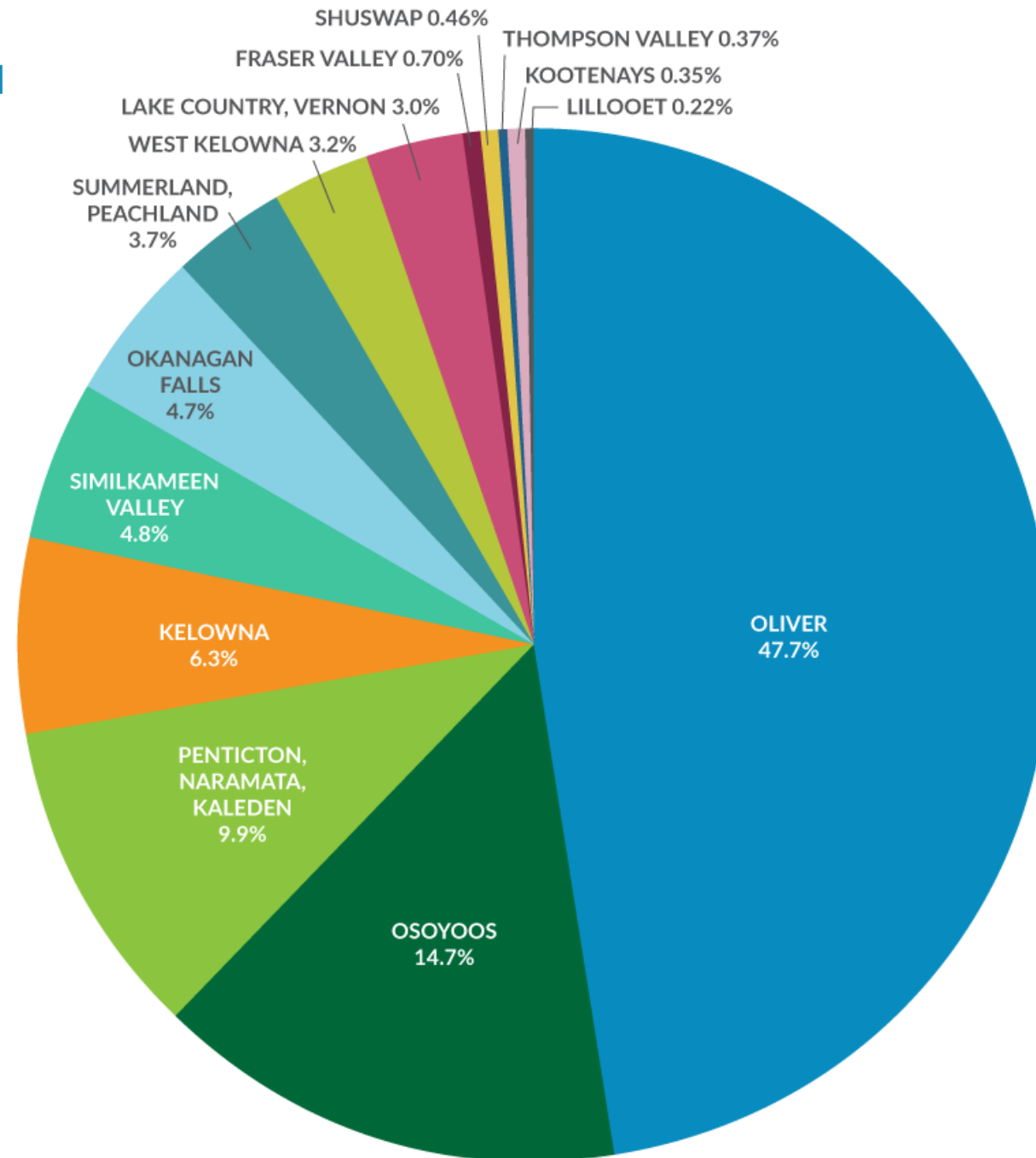


TOTAL TONNAGE FROM ALL REGIONS

PRIMARY REGIONS	SHORT TONS	METRIC TONNES	PERCENTAGE
Oliver	15,288.80	13,898.91	47.70%
Osoyoos	4,705.40	4,277.64	14.68%
Penticton, Naramata, Kaleden	3,163.50	2,875.91	9.87%
Kelowna	2,024.50	1,840.45	6.32%
Similkameen Valley	1,547.80	1,407.09	4.83%
Okanagan Falls	1,495.60	1,359.64	4.67%
Summerland, Peachland	1,176.50	1,069.55	3.67%
West Kelowna	1,020.00	927.27	3.18%

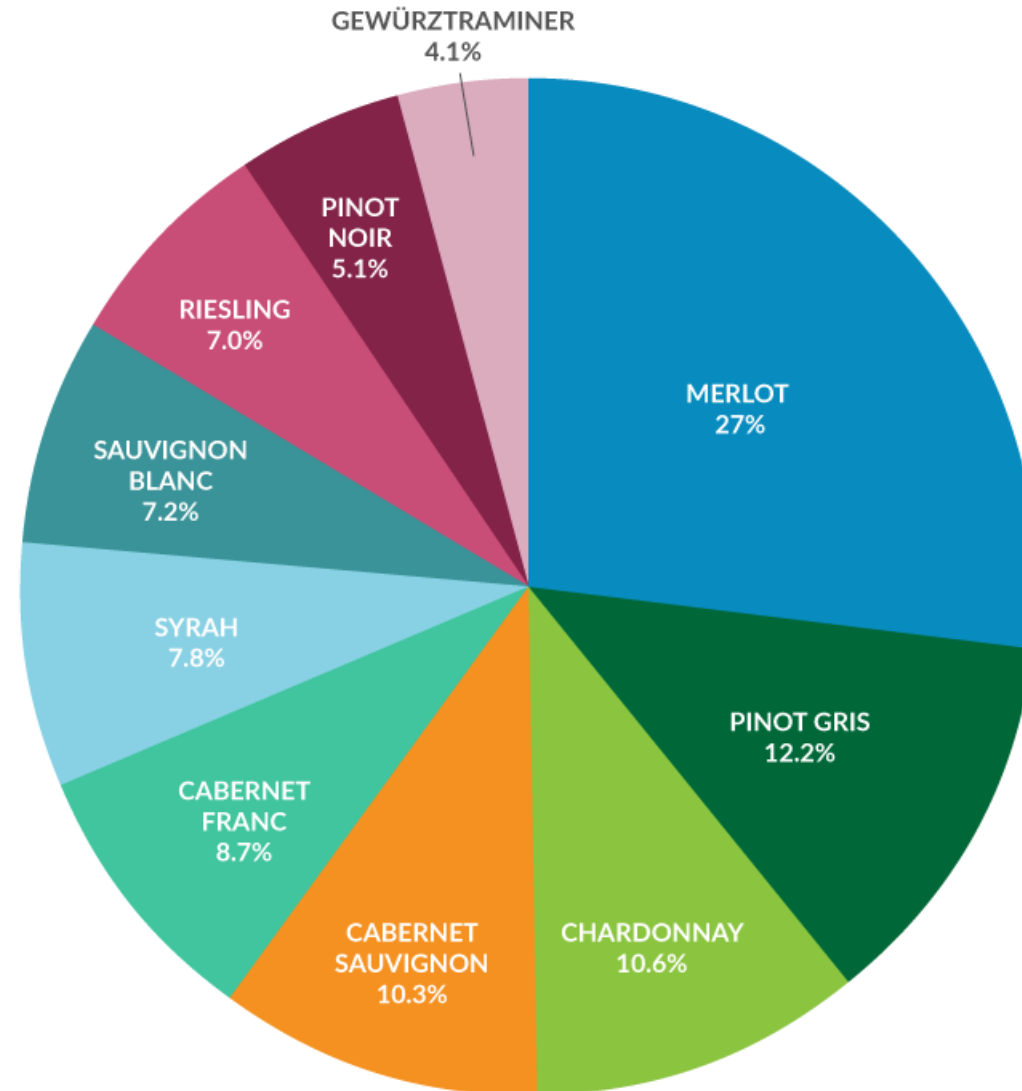
PRIMARY REGIONS	SHORT TONS	METRIC TONNES	PERCENTAGE
Lake Country, Vernon	953.80	867.09	2.98%
Fraser Valley	224.20	203.82	0.70%
Shuswap	148.40	134.91	0.46%
Thompson Valley	119.90	109.00	0.37%
Kootenays	112.00	101.82	0.35%
Lillooet	69.40	63.09	0.22%
GRAND TOTAL:	32,049.80	29,136.18	

TOTAL TONNAGE FROM ALL REGIONS



OLIVER TOP 10 VARIETIES

VARIETY	SHORT TONS
Merlot	3,574.50
Pinot Gris	1,615.10
Chardonnay	1,403.10
Cabernet Sauvignon	1,363.20
Cabernet Franc	1,146.30
Syrah	1,031.70
Sauvignon Blanc	949.20
Riesling	929.20
Pinot Noir	668.90
Gewürztraminer	548.70
TOP 10	

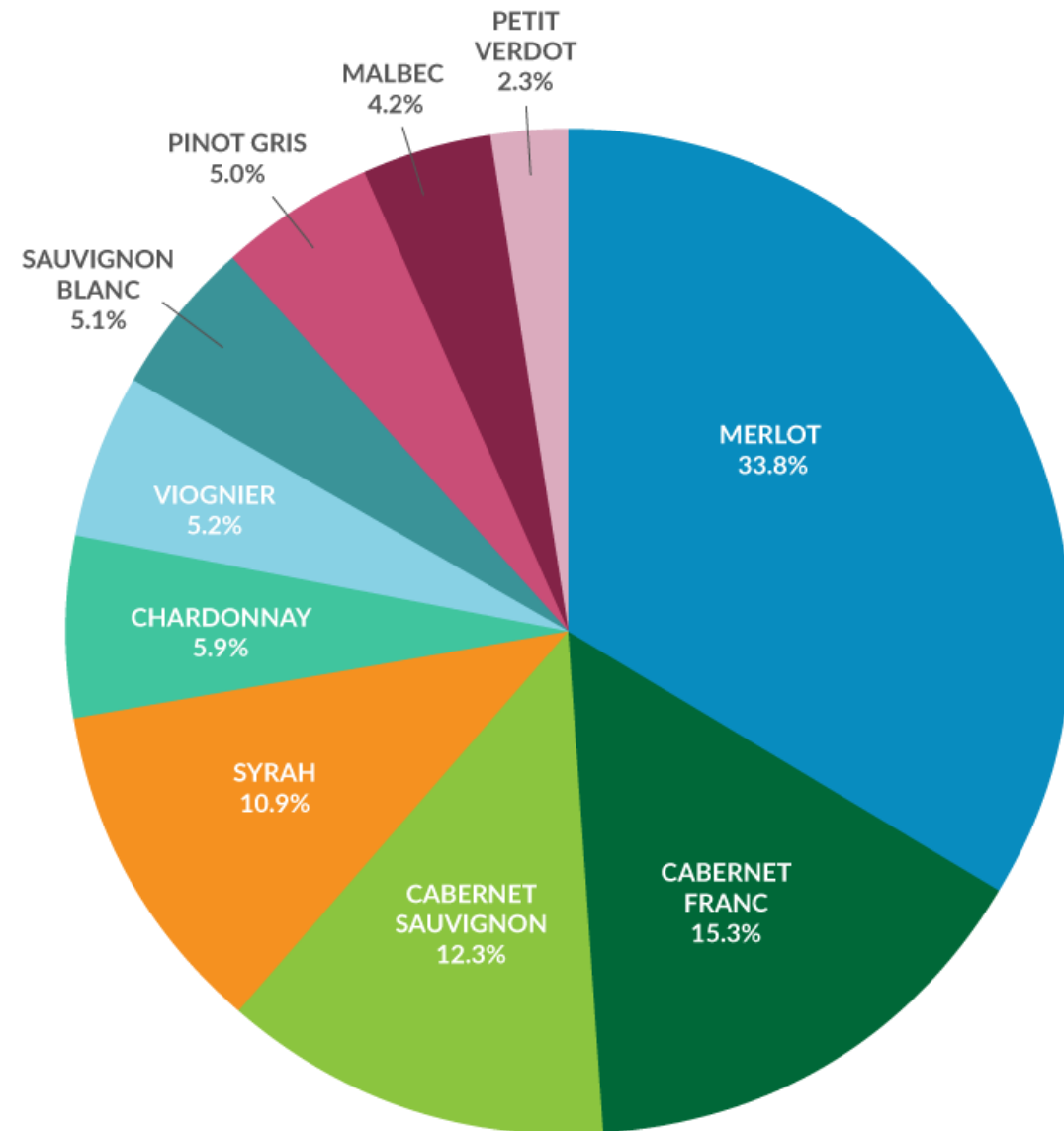


OLIVER REMAINING VARIETIES

VARIETY	SHORT TONS	VARIETY	SHORT TONS	VARIETY	SHORT TONS	OTHER REMAINING VARIETIES
Pinot Blanc	395.40	Tempranillo	35.80	Orange Muskat	6.00	SHORT TONS
Viognier	284.70	Chenin Blanc	29.20	Alicante	3.80	2,058.90
Malbec	157.50	Pinotage	28.90	Touriga Nacional	3.60	
Vidal	147.00	Sangiovese	25.10	Albarino	1.80	
Sémillon	142.80	Carmenere	23.10	Lemberger	1.80	
Ehrenfelser	124.50	Trebbiano	20.80	Siegfriedrebe	1.70	
Gamay Noir	107.10	Auxerrois	20.40	Tannat	1.70	
Petit Verdot	105.30	Grüner Veltliner	17.50	Grenache	1.50	
Muscat	72.00	Marsanne	14.40	Pinot Meunier	1.30	
Zinfandel	55.20	Maréchal Foch	12.80	Regent	1.10	
Kerner	50.90	Schönburger	11.50	Dunkelfelder	0.30	
Roussanne	43.60	Zweigelt	10.70	GRAND TOTAL:	15,288.80	
Müller Thurgau	42.70	Barbera	9.20			
Chancellor	38.40	Mourvedre	7.80			

OSOYOOS TOP 10 VARIETIES

VARIETY	SHORT TONS
Merlot	1,447.40
Cabernet Franc	655.90
Cabernet Sauvignon	525.80
Syrah	468.10
Chardonnay	254.00
Viognier	222.20
Sauvignon Blanc	219.10
Pinot Gris	213.70
Malbec	180.10
Petit Verdot	99.50
TOP 10	



OSOYOOS REMAINING VARIETIES

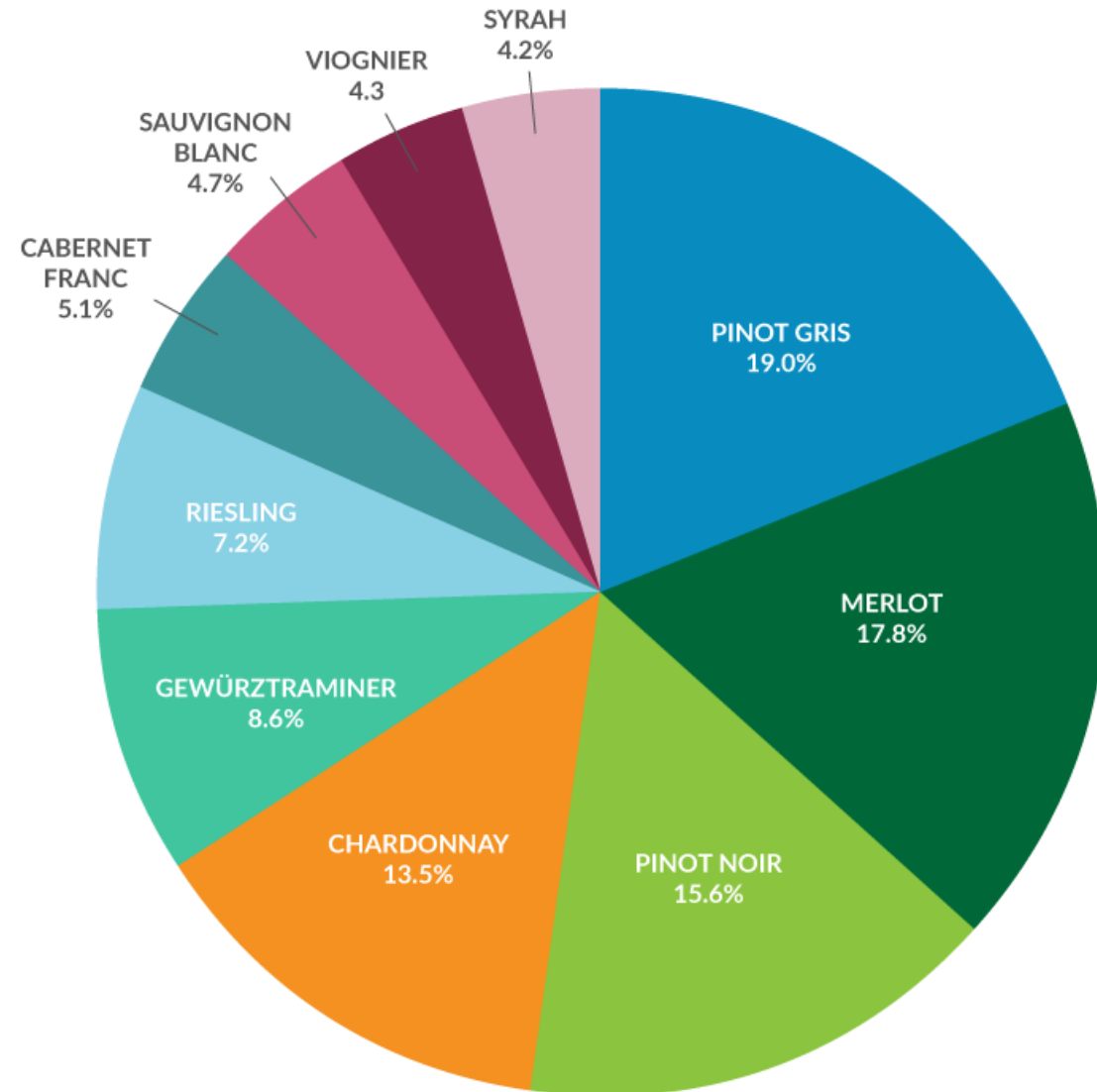
VARIETY	SHORT TONS
Riesling	92.60
Pinot Noir	66.50
Maréchal Foch	57.60
Muscat	30.10
Gewürztraminer	26.70
Roussanne	20.30
Pinot Blanc	18.50
Sémillon	17.70
Orange Muskat	16.00
Chenin Blanc	13.40
Gamay Noir	8.80
Tempranillo	6.90
Riesling	92.60
Pinot Noir	66.50

VARIETY	SHORT TONS
Grüner Veltliner	6.80
Carmenere	6.10
Mourvedre	6.10
Sangiovese	5.10
Tannat	4.20
Arneis	4.10
Marsanne	3.60
Grenache	3.00
Dolcetto	2.80
Touriga Nacional	2.50
Nebbiolo	0.20
GRAND TOTAL:	4,705.40

OTHER REMAINING VARIETIES
SHORT TONS
419.600

PENTICTON, NARAMATA, KALEDEN TOP 10 VARIETIES

VARIETY	SHORT TONS
Pinot Gris	499.90
Merlot	469.70
Pinot Noir	412.50
Chardonnay	354.60
Gewürztraminer	226.50
Riesling	188.60
Cabernet Franc	134.70
Sauvignon Blanc	125.10
Viognier	113.30
Syrah	111.50
TOP 10	

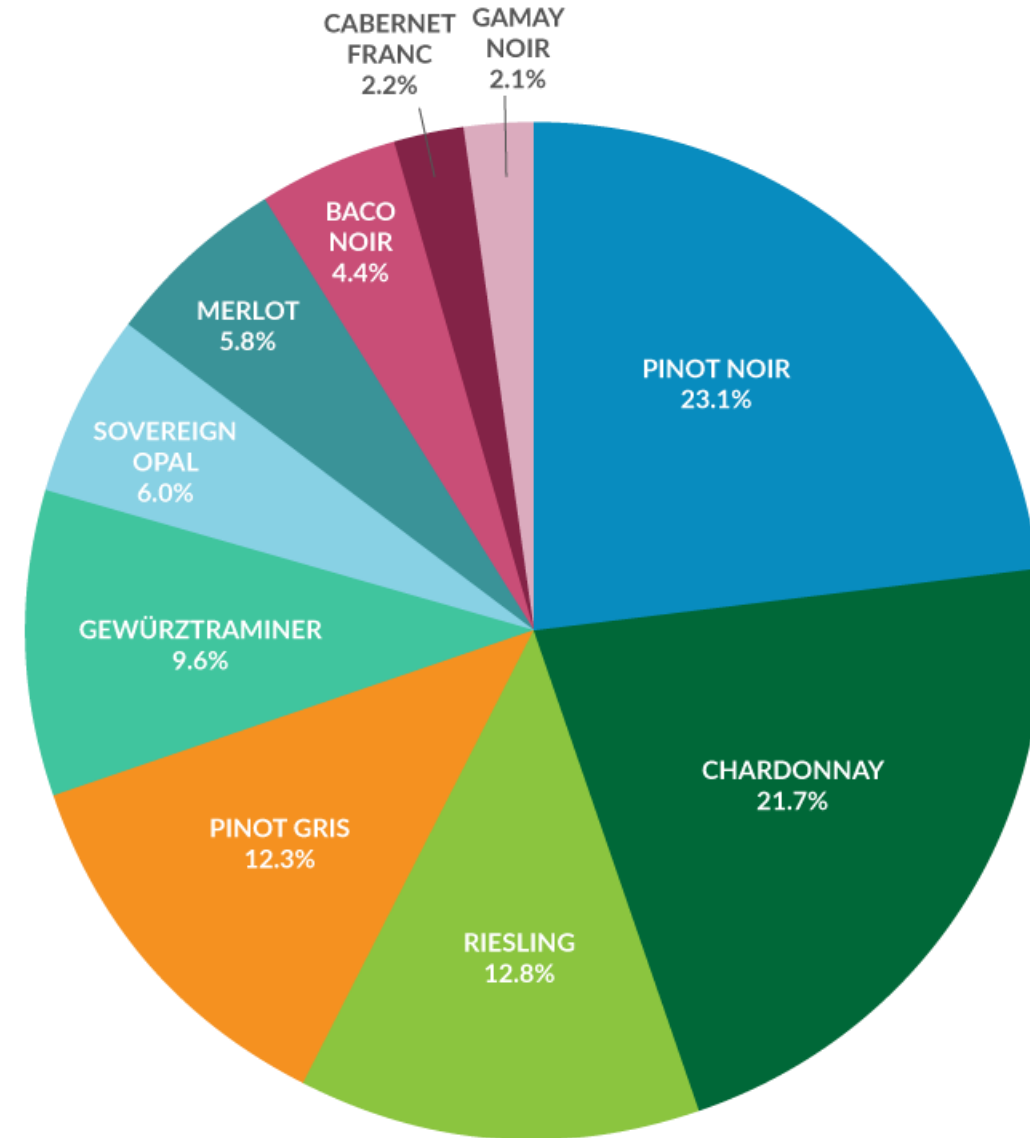


PENTICTON, NARAMATA, KALEDEN REMAINING VARIETIES

VARIETY	SHORT TONS	VARIETY	SHORT TONS	VARIETY	SHORT TONS	OTHER REMAINING VARIETIES
Muscat	79.60	Ehrenfelser	9.60	Grenache	1.10	SHORT TONS
Cabernet Sauvignon	56.70	Vidal	8.00	Barbera	1.00	527.10
Malbec	53.90	Chenin Blanc	7.00	Marsanne	0.70	
Gamay Noir	53.00	Albarino	4.60	Sangiovese	0.50	
Pinot Blanc	46.80	Dunkelfelder	4.40	Lemberger	0.20	
Schönburger	31.90	Kerner	3.70	Pinotage	0.10	
Zweigelt	31.80	Verdejo Verdelho	3.30	GRAND TOTAL:	3,163.50	
Sémillon	25.30	Roussanne	2.80			
Bacchus	22.20	Verdelet	2.60			
Auxerrois	18.90	Petit Sirah	2.50			
Pinot Meunier	13.40	Teroldego	2.30			
Tempranillo	12.50	Zinfandel	1.90			
Petit Verdot	11.70	St. Laurent	1.80			
Maréchal Foch	9.80	Mourvedre	1.50			

KELOWNA TOP 10 VARIETIES

VARIETY	SHORT TONS
Pinot Noir	406.90
Chardonnay	382.40
Riesling	226.50
Pinot Gris	217.30
Gewürztraminer	168.70
Sovereign Opal	105.60
Merlot	102.20
Baco Noir	76.80
Cabernet Franc	39.30
Gamay Noir	37.70
TOP 10	



KELOWNA REMAINING VARIETIES

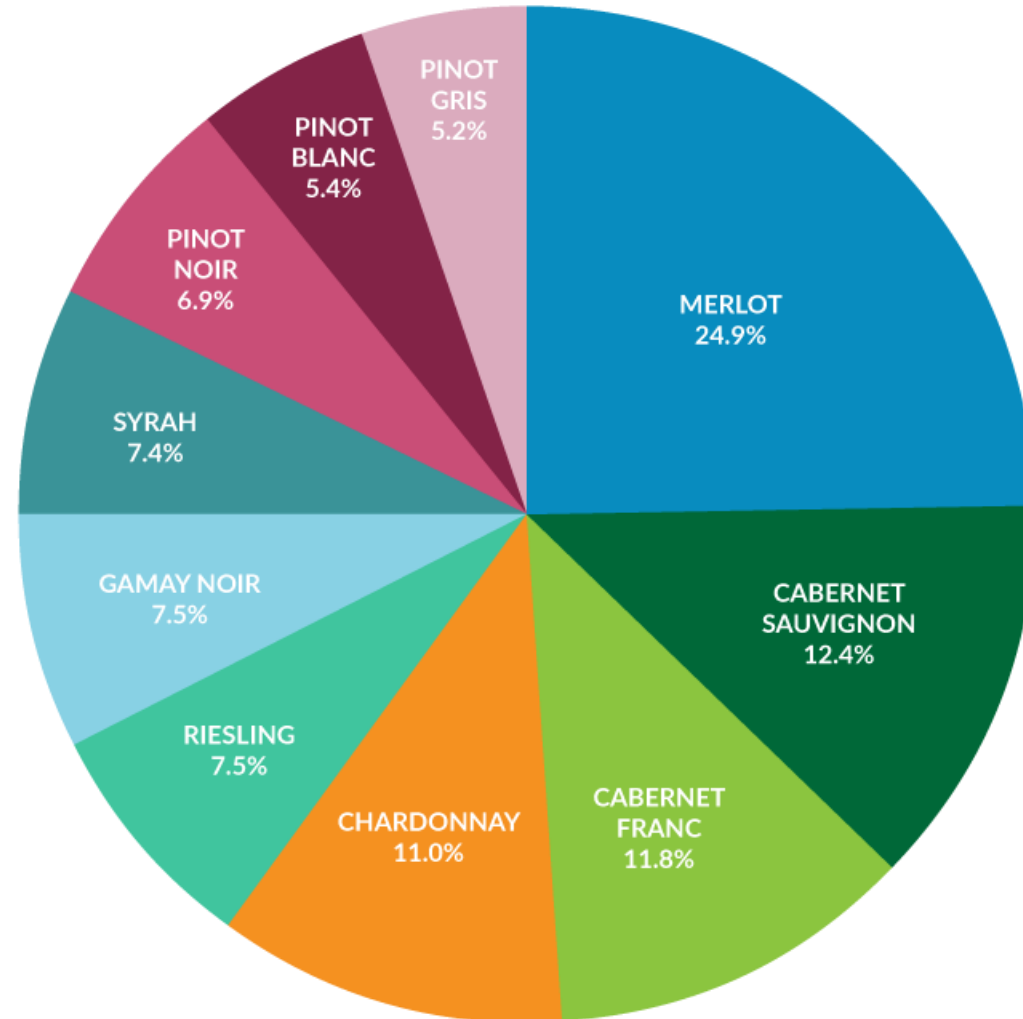
VARIETY	SHORT TONS
Chasselas	31.00
Ehrenfelser	29.80
Pinotage	27.70
Pinot Meunier	27.60
Pinot Blanc	25.80
Auxerrois	22.80
Zweigelt	21.00
Maréchal Foch	16.30
Muscat	11.60
Ortega	10.40
Siegenerbe	10.10
Sémillon	8.00
Viognier	4.30
Chambourcin	2.90

VARIETY	SHORT TONS
Grüner Veltliner	2.70
Chenin Blanc	2.40
Lemberger	2.30
Schönburger	2.10
Castel	0.90
Verdelet	0.90
Cabernet Sauvignon	0.50
Bacchus	-
GRAND TOTAL:	2,024.50

OTHER REMAINING VARIETIES
SHORT TONS
2,024.50

SIMILKAMEEN VALLEY TOP 10 VARIETIES

VARIETY	SHORT TONS
Merlot	334.80
Cabernet Sauvignon	167.00
Cabernet Franc	158.80
Chardonnay	147.90
Riesling	100.90
Gamay Noir	100.20
Syrah	99.20
Pinot Noir	92.30
Pinot Blanc	73.20
Pinot Gris	70.40
TOP 10	



SIMILKAMEEN VALLEY REMAINING VARIETIES

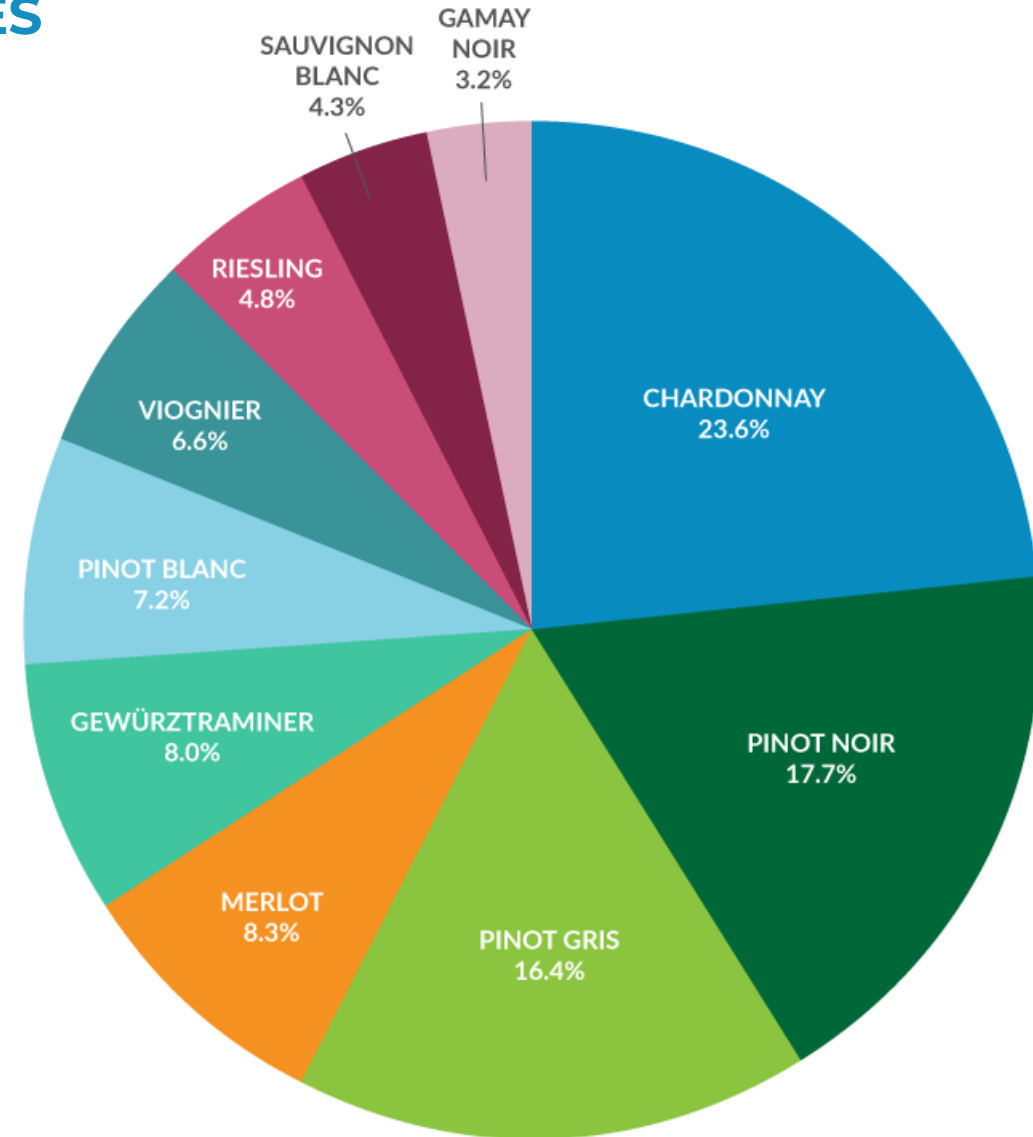
VARIETY	SHORT TONS
Viognier	43.30
Gewürztraminer	41.80
Malbec	36.90
Maréchal Foch	19.90
Petit Verdot	17.10
Sauvignon Blanc	9.40
Zweigelt	6.90
Zinfandel	6.70
Lemberger	5.60
Muscat	4.20
Auxerrois	2.40
Marsanne	1.50
Refosco	1.40

VARIETY	SHORT TONS
Trebbiano	1.30
Grenache	1.00
Sémillon	1.00
Nebbiolo	0.90
Grüner Veltliner	0.80
Vidal	0.60
Teroldego	0.40
GRAND TOTAL:	1.547.80

OTHER REMAINING VARIETIES
SHORT TONS
203.10

OKANAGAN FALLS TOP 10 VARIETIES

VARIETY	SHORT TONS
Chardonnay	319.30
Pinot Noir	239.70
Pinot Gris	221.90
Merlot	111.80
Gewürztraminer	107.90
Pinot Blanc	97.60
Viognier	89.20
Riesling	65.20
Sauvignon Blanc	57.80
Gamay Noir	43.00
TOP 10	



OKANAGAN FALLS REMAINING VARIETIES

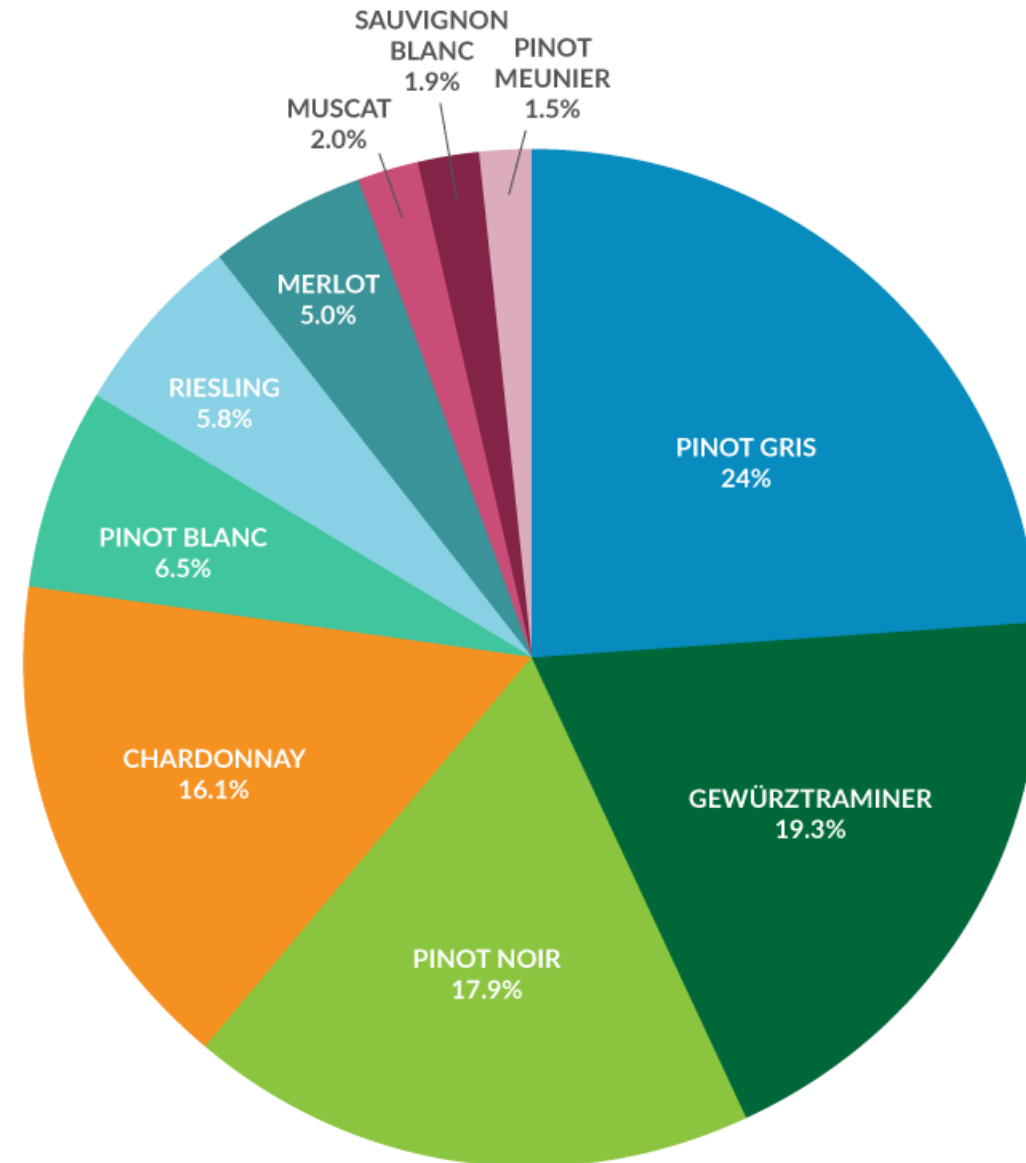
VARIETY	SHORT TONS
Cabernet Sauvignon	28.50
Cabernet Franc	27.40
Sémillon	17.30
Syrah	15.30
Muscat	8.60
Albarino	8.40
Vidal	6.00
Dolcetto	5.90
Malbec	5.60
Lemberger	5.30
Tempranillo	3.50
Dornfelder	2.30
Perle of C'saba	2.20
Orange Muskat	2.10

VARIETY	SHORT TONS
Sangiovese	1.40
Teroldego	1.00
Carmenere	0.50
Petit Verdot	0.30
Auxerrois	0.20
Ehrenfelser	0.20
Barbera	0.10
Siegerrebe	0.10
GRAND TOTAL:	1,495.60

OTHER REMAINING VARIETIES
SHORT TONS
142.20

SUMMERLAND & PEACHLAND TOP 10 VARIETIES

VARIETY	SHORT TONS
Pinot Gris	264.60
Gewürztraminer	212.40
Pinot Noir	197.10
Chardonnay	177.60
Pinot Blanc	72.20
Riesling	64.30
Merlot	55.20
Muscat	22.50
Sauvignon Blanc	20.80
Pinot Meunier	16.00
TOP 10	



SUMMERLAND & PEACHLAND REMAINING VARIETIES

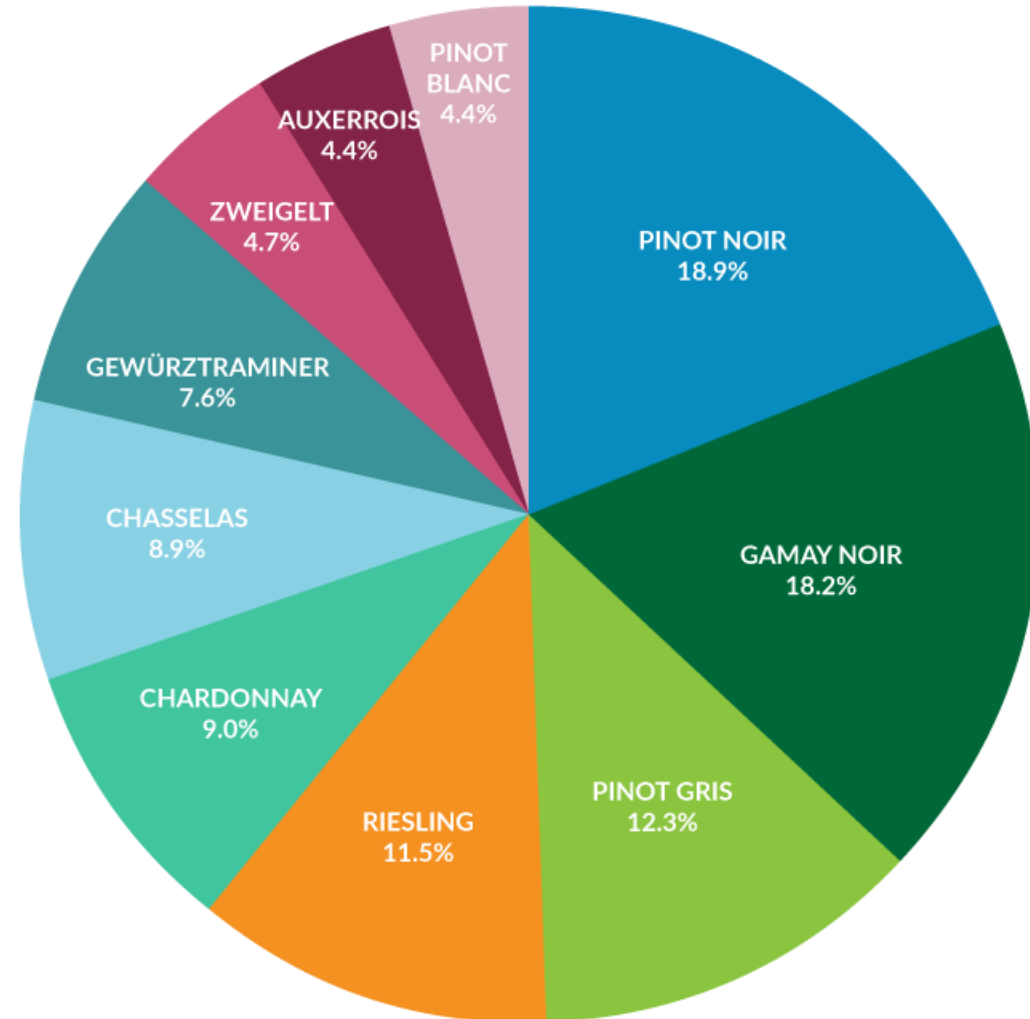
VARIETY	SHORT TONS
Gamay Noir	14.80
Viognier	14.80
Cabernet Franc	10.50
Kerner	9.90
Syrah	5.80
Léon Millot	4.40
Malbec	3.70
Ehrenfelser	3.10

VARIETY	SHORT TONS
Cabernet Sauvignon	1.80
Dunkelfelder	1.60
Sémillon	1.30
Zweigelt	1.00
Oraniensteiner	0.60
Siegerrebe	0.40
Sylvaner	0.10
GRAND TOTAL:	1,176.50

OTHER REMAINING VARIETIES
SHORT TONS
73.80

WEST KELOWNA TOP 10 VARIETIES

VARIETY	SHORT TONS
Pinot Noir	167.90
Gamay Noir	161.60
Pinot Gris	109.10
Riesling	102.30
Chardonnay	79.40
Chasselas	79.30
Gewürztraminer	67.30
Zweigelt	41.40
Auxerrois	39.20
Pinot Blanc	38.70
TOP 10	



WEST KELOWNA REMAINING VARIETIES

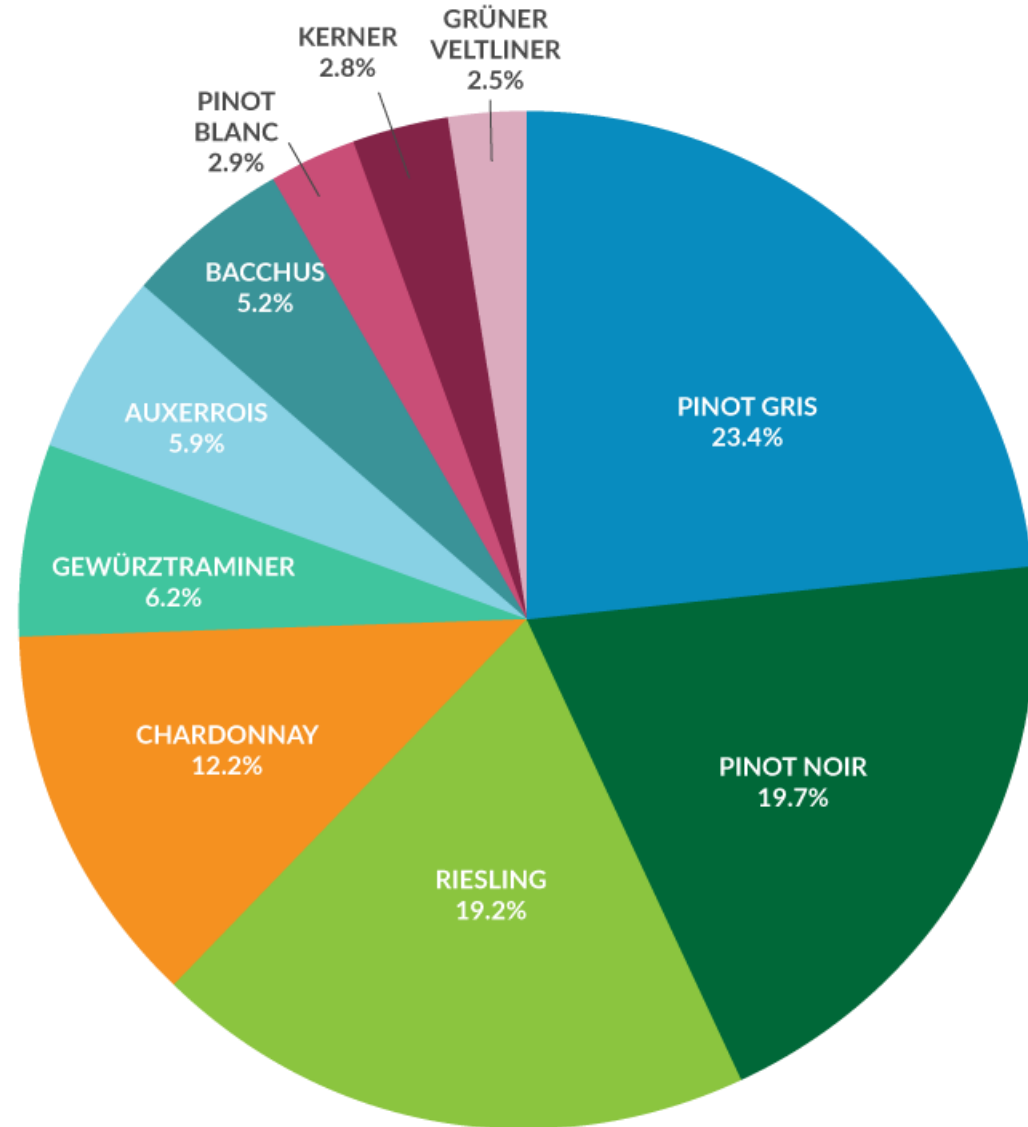
VARIETY	SHORT TONS
Maréchal Foch	38.50
Chenin Blanc	23.80
Merlot	16.60
Cabernet Sauvignon	16.10
Ehrenfelser	15.10
Gros verdot	4.60
Müller Thurgau	4.50
Sauvignon Blanc	3.40
Optima	3.20

VARIETY	SHORT TONS
Syrah	2.80
Siegenerbe	2.00
Kerner	1.30
Lemberger	0.70
Schönburger	0.50
Traminer	0.40
Viognier	0.30
GRAND TOTAL:	1,020.00

OTHER REMAINING VARIETIES
SHORT TONS
133.80

LAKE COUNTRY & VERNON TOP 10 VARIETIES

VARIETY	SHORT TONS
Pinot Gris	202.20
Pinot Noir	169.90
Riesling	165.80
Chardonnay	105.50
Gewürztraminer	53.30
Auxerrois	51.20
Bacchus	44.60
Pinot Blanc	25.40
Kerner	24.00
Grüner Veltliner	20.80
TOP 10	



LAKE COUNTRY & VERNON REMAINING VARIETIES

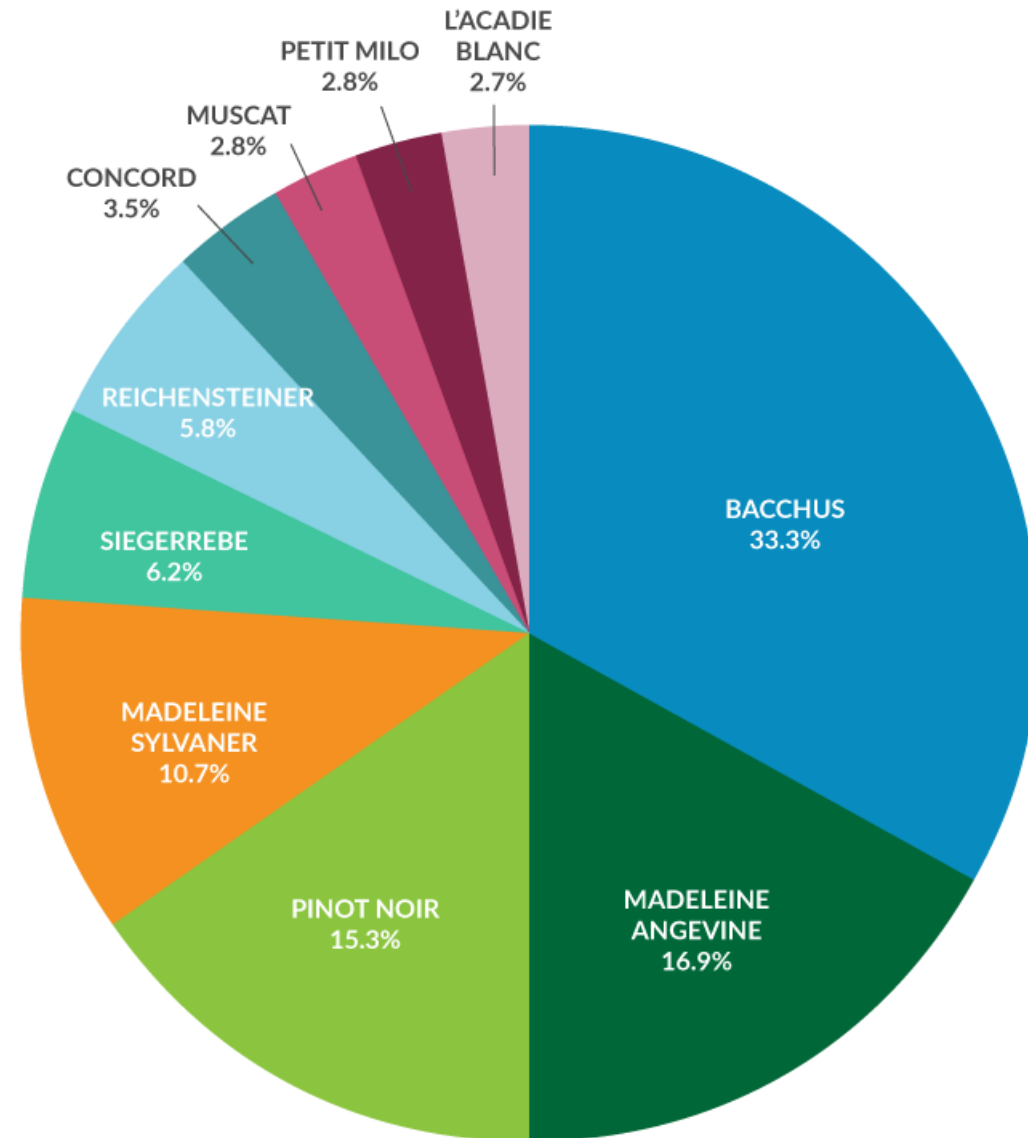
VARIETY	SHORT TONS
Rotberger	17.60
Gamay Noir	16.80
Zweigelt	11.90
Siegerrebe	11.40
Merlot	10.80
Ehrenfelser	9.10
Vidal	7.20

VARIETY	SHORT TONS
Maréchal Foch	3.00
Petit Milo	1.20
Dunkelfelder	0.90
Muscat	0.60
Syrah	0.60
GRAND TOTAL:	953.80

OTHER REMAINING VARIETIES
SHORT TONS
91.10

FRASER VALLEY TOP 10 VARIETIES

VARIETY	SHORT TONS
Bacchus	62.80
Madeleine Angevine	32.00
Pinot Noir	28.90
Madeleine Sylvaner	20.20
Siegerrebe	11.70
Reichensteiner	10.90
Concord	6.70
Muscat	5.30
Petit Milo	5.30
L'Acadie Blanc	5.00
TOP 10	



FRASER VALLEY REMAINING VARIETIES

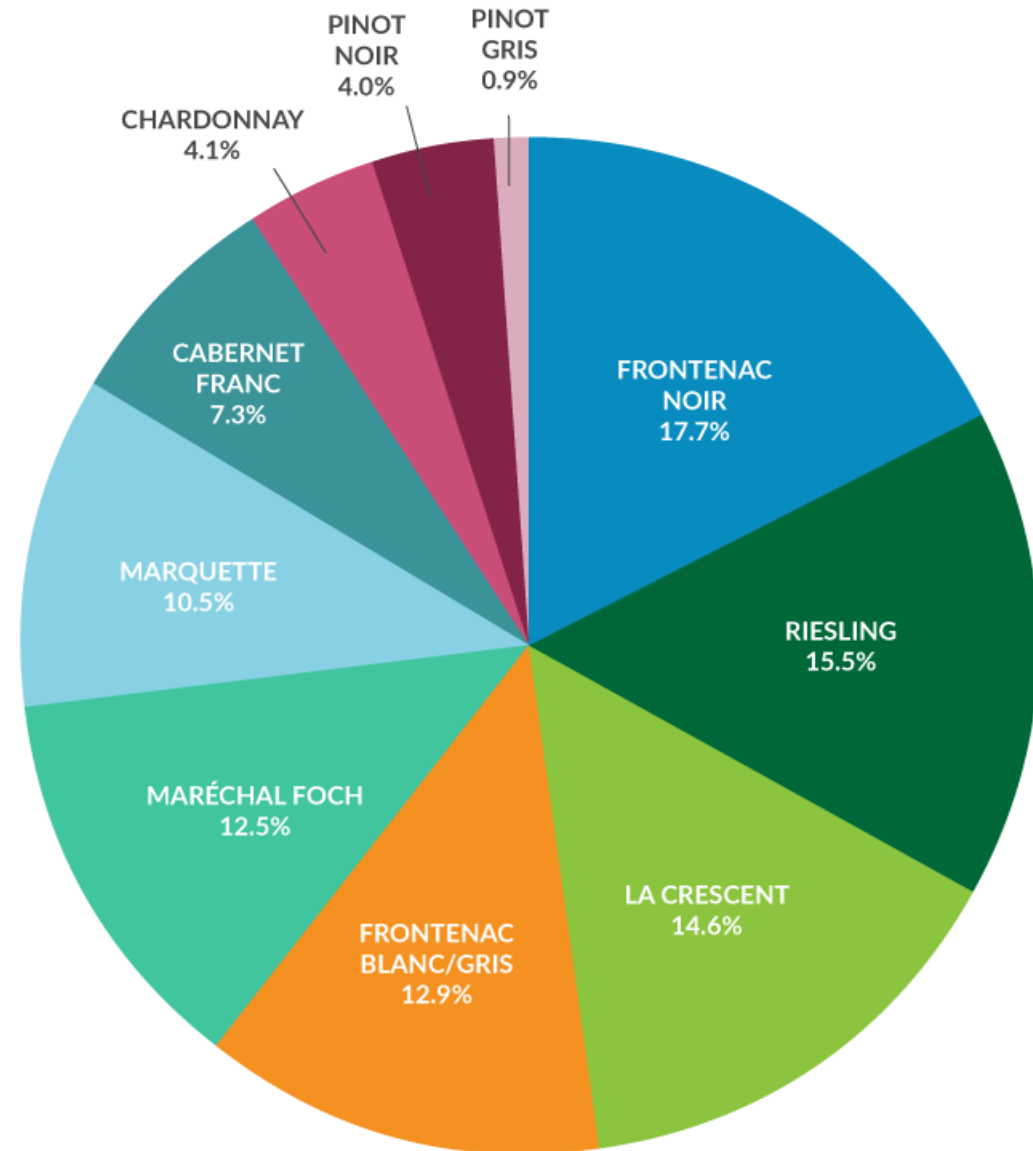
VARIETY	SHORT TONS
Gamay Noir	4.60
Cabernet Franc	3.70
Zweigelt	3.00
Gamay de Bouze	2.80
Chardonnay	2.60
Ortega	2.40
Maréchal Foch	2.20
Pinot Gris	2.10
Blattner Cabernet Foch	2.00
Schönburger	2.00

VARIETY	SHORT TONS
Agria	1.80
Dornfelder	1.80
Seyval Blanc	1.20
Blattner Cabernet Libre	1.00
Léon Millot	1.00
Riesling	0.70
La Crescent	0.30
Auxerrois	0.20
GRAND TOTAL:	224.20

OTHER REMAINING VARIETIES
SHORT TONS
35.40

THOMPSON VALLEY TOP 10 VARIETIES

VARIETY	SHORT TONS
Frontenac Noir	20.70
Riesling	18.20
La Crescent	17.10
Frontenac Blanc/Gris	15.10
Maréchal Foch	14.70
Marquette	12.30
Cabernet Franc	8.50
Chardonnay	4.80
Pinot Noir	4.70
Pinot Gris	1.10
TOP 10	



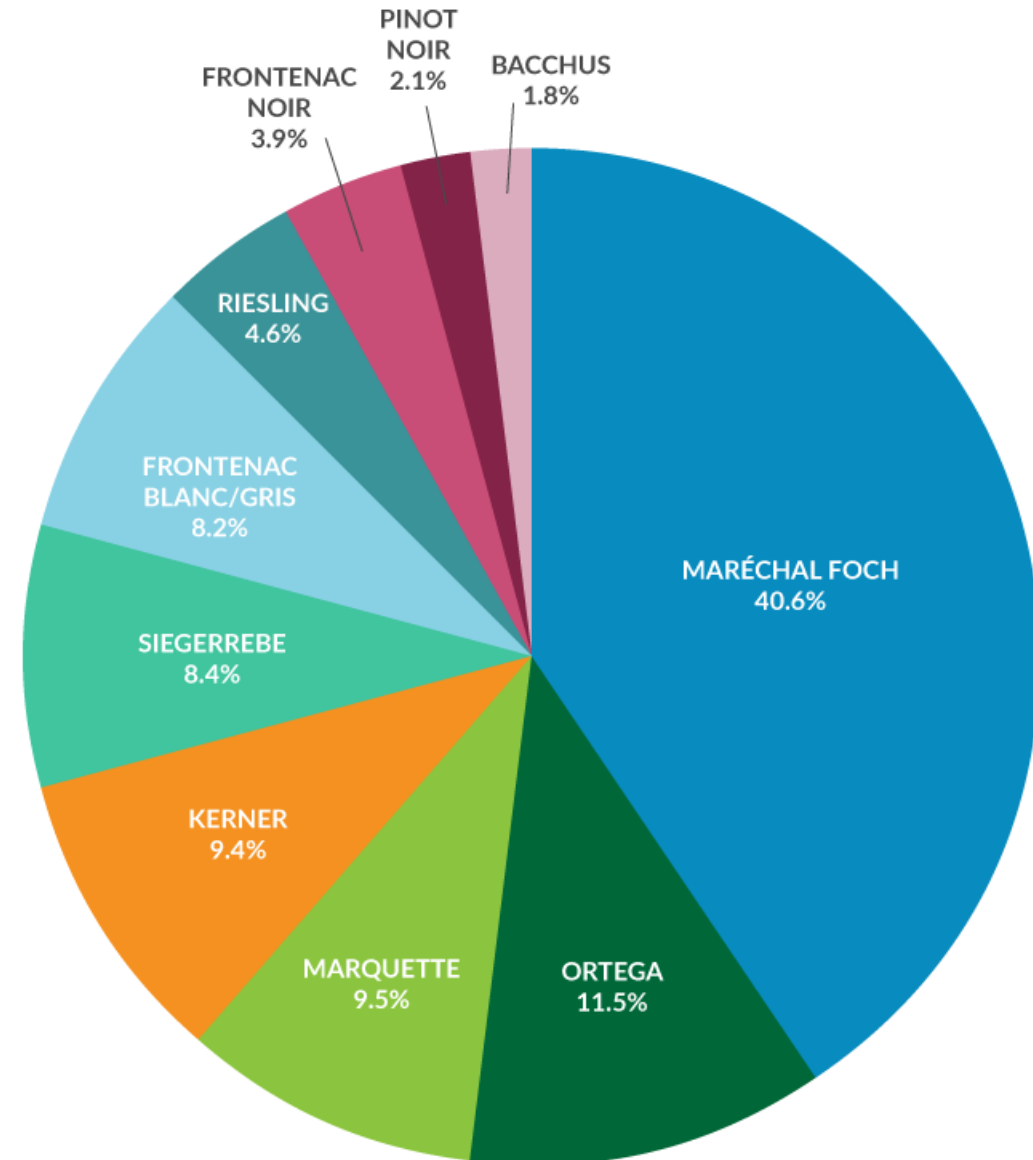
THOMPSON VALLEY REMAINING VARIETIES

VARIETY	SHORT TONS
Gewürztraminer	1.00
Gamay Noir	0.80
Siegenerrebe	0.40
Concord	0.30
Kerner	0.20
GRAND TOTAL:	119.90

OTHER REMAINING VARIETIES
SHORT TONS
2.70

SHUSWAP TOP 10 VARIETIES

VARIETY	SHORT TONS
Maréchal Foch	52.40
Ortega	14.90
Marquette	12.30
Kerner	12.20
Siegerrebe	10.80
Frontenac Blanc/Gris	10.60
Riesling	5.90
Frontenac Noir	5.10
Pinot Noir	2.70
Bacchus	2.30
TOP 10	



SHUSWAP REMAINING VARIETIES

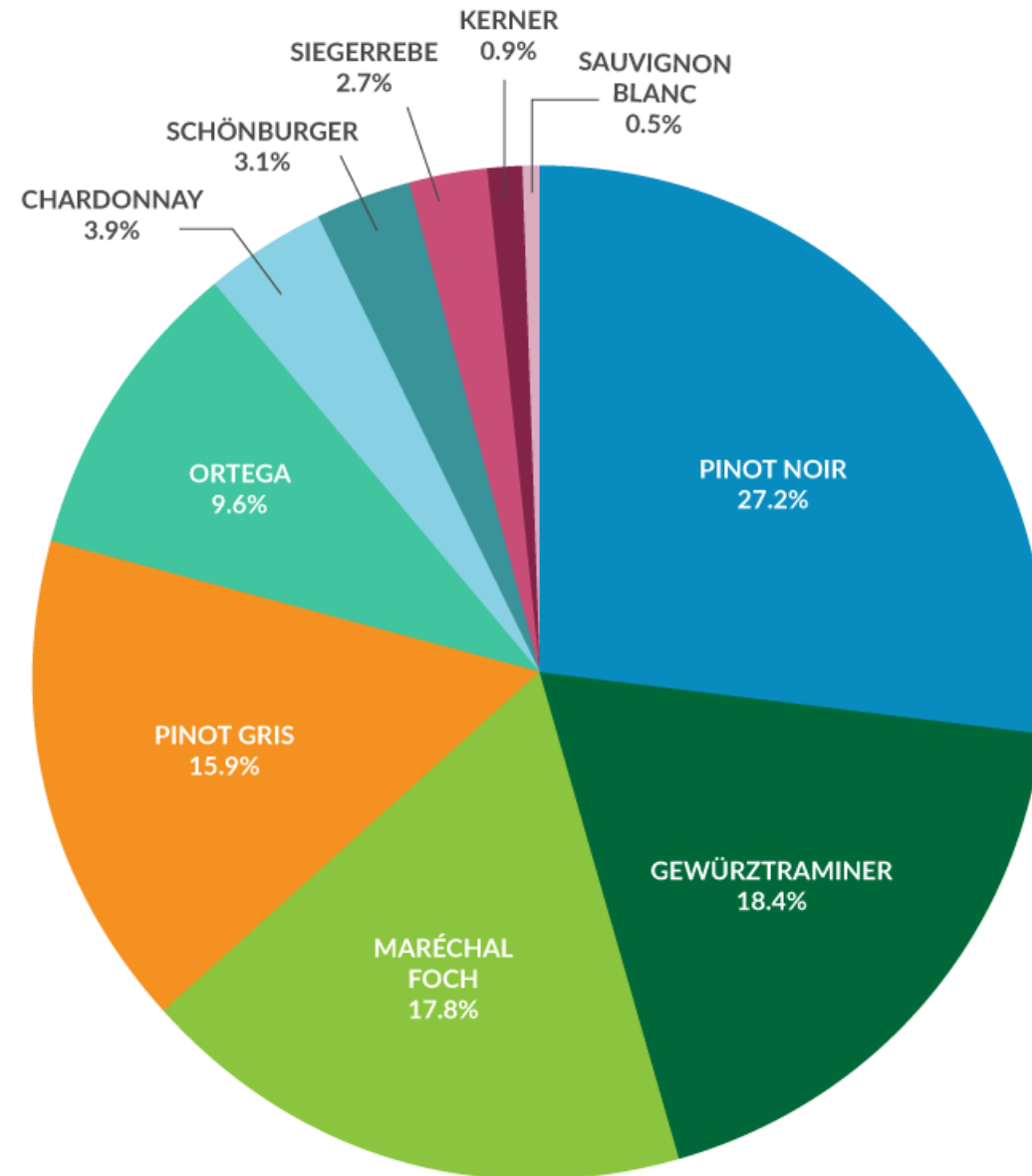
VARIETY	SHORT TONS
Castel	2.30
Pinot Gris	2.30
L'Acadie Blanc	1.90
Madeleine Angevine	1.90
Madeleine Sylvaner	1.90
Traminer	1.60
Zweigelt	1.50

VARIETY	SHORT TONS
Optima	1.20
Pinot Blanc	1.20
Gewürztraminer	1.00
Pinot Meunier	0.80
Regent	0.20
GRAND TOTAL:	148.40

OTHER REMAINING VARIETIES
SHORT TONS
19.20

KOOTENAYS TOP 10 VARIETIES

VARIETY	SHORT TONS
Pinot Noir	30.50
Gewürztraminer	20.60
Maréchal Foch	19.90
Pinot Gris	17.80
Ortega	10.80
Chardonnay	4.40
Schönburger	3.50
Siegerrebe	3.00
Kerner	1.00
Sauvignon Blanc	0.50
TOP 10	
GRAND TOTAL:	112.00



LILLOOET VARIETIES

VARIETY	SHORT TONS
Pinot Noir	17
Cabernet Franc	12.7
Riesling	11.6
Pinot Gris	11.3
Chardonnay	9.9
Merlot	6.9
GRAND TOTAL:	69.4

