



BRITISH COLUMBIA  
**WINE GRAPE**  
COUNCIL

# ANNUAL CROP ASSESSMENT

## 2025 VINTAGE

*An analysis of varietal tonnage and prices of grapes grown on the British Columbia mainland and used in the production of wine in the 2025 vintage.*

Prepared by the BC Wine Grape Council

## NOTE TO READER

### *“This data is unaudited and is produced for industry information only”*

The BC Wine Grape Council (BCWGC) is committed to the task of reporting the BC wine grape harvest by June 1st each year. BC mainland wineries are required by regulation to report and pay levies on tonnage purchased to the BCWGC, creating a comprehensive set of information to draw from. Wineries have voluntarily submitted the pricing data which has been added to this report. While tonnage data includes all winery-grown and independent vineyards, the Pricing Analysis tables exclude crops from winery owned and leased vineyards, giving a comprehensive estimation of value of grape by variety.

The BCWGC Crop Report Committee meets annually to review the report and make recommendations for the following year.

The data collected for this report is held in strict confidence and individual grower/winery information is not divulged to anyone. While this specific report is not audited, the BCWGC is required to have an annual financial review, and this is being carried out by Grant Thornton LLP accounting firm for 2025-2026 fiscal year.

### 2025 Vintage Summary

Vintage 2025 is on record as the highest GDD to date, and saw the return of normalized crop levels, despite a reduced acreage, after a near zero crop in 2024.

Surviving vineyards were in various stages of recovery after the December 2022 cold event and the record breaking January 2024 cold event.

Post cold event, the focus has been on renewing vine structure with most vineyards still in various stages of trunk/cordon renewal. Crop levels for Vintage 2025 were higher than average, with localized high density areas in the vine canopy. The risk of mildew and Botrytis was mitigated by hot and dry conditions. The risk of delayed ripening was offset by the record GDD year and a favorable year allowing for extended hang time, to achieve target Brix. Favorable conditions persisted into fall, with minimal frost damage. Opportunities for picking ice wine were limited with some growers waiting until late February to harvest.



Lyndsay O'Rourke, Chair  
BC Wine Grape Council



Kate Durisek, Executive Director  
BC Wine Grape Council



# RESPONDENT COMPARISONS

## RESPONDENT COMPARISONS

OVERVIEW OF WINERY RESPONDENTS			
Total Grape Wineries in BC	Total Mainland Grape Wineries	Total Respondent Wineries	% of Total
277	248	214	86%

ANNUAL COMPARISON OF WINERY RESPONDENTS			
Year	Total Mainland Grape Wineries	Total Respondent Wineries	% of Total
2025	248	214	86.00%
2023	273	216	79.12%
2022	260	232	89.23%
2021	260	223	85.77%
2020	255	196	76.86%
2019	251	199	79.28%
2018	249	208	83.53%
2017	232	140	60.34%

## RESPONDENT COMPARISONS

RESPONSE RATE BY WINERY SIZE		
Large >1500 Short Tons	Medium 150-1500 Short Tons	Small <150 Short Tons
2	48	164

ANNUAL COMPARISON OF WINERY RESPONDENT SIZE				
Year	Large >1500 Short Tons	Medium 150-1500 Short Tons	Small <150 Short Tons	Total
2025	2	48	164	214
2023	1	29	186	216
2022	4	55	173	232
2021	3	41	179	223
2020	3	39	154	196
2019	3	47	149	199
2018	4	51	153	208
2017	3	39	98	140



# PRICING ANALYSIS

## NOTES ON PRICING COLLECTION METHOD

The BC Wine Grape Council collected data on 3,410 crops in the 2025 vintage with a total of 32,582.42 US short tons.

In 2019 the Council made the decision to not collect pricing information on crops that came from winery owned or leased vineyards. There were 1,699 entries of this type reported which equated to 17,000 US short tons or 52% of the total tonnage volume.

Prices were filtered to exclude values outside of the standard deviation range of \$1,250- \$5,999. There were 7 entries valued at under \$1,250 which had a total tonnage amount of 90.67 US short tons. There were 10 entries valued at over \$5,999 with a total tonnage of 78.48 US short tons.

The values in the tables below reflect the Average Price Per US Short Ton of the remaining tonnage once these outliers were removed. Removing the outliers resulted in no pricing information collected on 9 varieties of white grapes and 8 varieties of red grapes.



## RED CROP VALUES

\* EXCEPT TONNAGE FROM WINERY OWNED AND LEASED VINEYARDS  
AND CROPS REPORTED WITH NO VALUE OR OUTSIDE STANDARD RANGE

VARIETAL	SHORT TONS	2025 AVERAGE PRICE PER SHORT TON	METRIC TONNES	2025 AVERAGE PRICE PER METRIC TONNE	4 YEAR AVERAGE PRICE SHORT TON	4 YEAR AVERAGE PRICE METRIC TONNE	2025 VARIANCE COMPARED TO THE 4 YEAR AVERAGE
Merlot	2,437.57	\$ 3,511.59	2,211.33	\$ 3,870.86	\$ 3,398.63	\$ 3,746.34	3.22%
Cabernet Franc	2,415.28	\$ 3,545.83	2,191.11	\$ 3,908.60	\$ 3,482.90	\$ 3,839.23	1.77%
Pinot Noir	1,532.80	\$ 3,722.07	1,390.54	\$ 4,102.87	\$ 3,615.72	\$ 3,985.65	2.86%
Cabernet Sauvignon	1,009.38	\$ 3,884.54	915.70	\$ 4,281.97	\$ 3,769.50	\$ 4,155.16	2.96%
Syrah	559.23	\$ 4,116.48	507.32	\$ 4,537.64	\$ 4,027.79	\$ 4,439.87	2.15%
Gamay Noir	347.24	\$ 3,141.92	315.01	\$ 3,463.37	\$ 3,053.17	\$ 3,365.54	8.50%
Malbec	252.42	\$ 3,943.95	228.99	\$ 4,347.46	\$ 3,761.91	\$ 4,146.79	4.62%
Petit Verdot	175.13	\$ 3,709.65	158.87	\$ 4,089.18	\$ 3,818.35	\$ 4,209.00	-2.93%
Maréchal Foch	64.22	\$ 3,267.02	58.26	\$ 3,601.27	\$ 2,973.01	\$ 3,277.18	9.00%
Baco Noir	42.22	\$ 2,796.49	38.30	\$ 3,082.60	\$ 3,250.57	\$ 3,583.13	-16.24%
Sangiovese	40.09	\$ 4,362.09	36.37	\$ 4,808.38	\$ 4,140.77	\$ 4,564.41	5.07%
Pinot Meunier	29.97	\$ 3,367.15	27.19	\$ 3,711.64	\$ 3,192.49	\$ 3,519.11	5.19%

## RED CROP VALUES

\* EXCEPT TONNAGE FROM WINERY OWNED AND LEASED VINEYARDS  
AND CROPS REPORTED WITH NO VALUE OR OUTSIDE STANDARD RANGE

VARIETAL	SHORT TONS	2025 AVERAGE PRICE PER SHORT TON	METRIC TONNES	2025 AVERAGE PRICE PER METRIC TONNE	4 YEAR AVERAGE PRICE SHORT TON	4 YEAR AVERAGE PRICE METRIC TONNE	2025 VARIANCE COMPARED TO THE 4 YEAR AVERAGE
Tempranillo	29.11	\$ 3,725.50	26.40	\$ 4,106.66	\$ 3,885.46	\$ 4,282.98	-4.29%
Zweigelt	28.22	\$ 3,841.77	25.60	\$ 4,234.82	\$ 3,258.09	\$ 3,591.43	15.19%
Marquette	27.22	\$ 2,186.63	24.69	\$ 2,410.34	\$ 2,025.60	\$ 2,232.84	7.36%
Rotberger	24.69	\$ 2,515.21	22.39	\$ 2,772.54	\$ 2,456.94	\$ 2,708.31	2.32%
Chancellor	20.68	\$ 1,920.00	18.76	\$ 2,116.44	\$ 1,760.00	\$ 1,940.07	8.33%
Grenache	13.59	\$ 4,109.53	12.33	\$ 4,529.98	\$ 4,766.32	\$ 5,253.96	-28.83%
Dolcetto	12.76	\$ 3,609.02	11.57	\$ 3,978.25	\$ 3,302.25	\$ 3,640.11	8.50%
Pinotage	11.96	\$ 3,200.00	10.85	\$ 3,527.39	\$ 3,245.86	\$ 3,577.95	-1.43%
Touriga Nacional	11.31	\$ 4,052.34	10.26	\$ 4,466.94	\$ 3,884.11	\$ 4,281.50	4.15%
Barbera	10.10	\$ 3,030.16	9.16	\$ 3,340.18	\$ 3,040.79	\$ 3,351.89	-0.35%
Mourvedre	7.26	\$ 4,751.40	6.58	\$ 5,237.51	\$ 4,936.94	\$ 5,442.04	-3.91%

**RED CROP VALUES (CONTINUED)**\* EXCEPT TONNAGE FROM WINERY OWNED AND LEASED VINEYARDS  
AND CROPS REPORTED WITH NO VALUE OR OUTSIDE STANDARD RANGE

VARIETAL	SHORT TONS	2025 AVERAGE PRICE PER SHORT TON	METRIC TONNES	2025 AVERAGE PRICE PER METRIC TONNE	4 YEAR AVERAGE PRICE SHORT TON	4 YEAR AVERAGE PRICE METRIC TONNE	2025 VARIANCE COMPARED TO THE 4 YEAR AVERAGE
Cinsault	6.66	\$ 3,500.00	6.04	\$ 3,858.09	\$ 3,500.00	\$ 3,858.09	0.00%
Carmenere	5.34	\$ 3,651.04	4.84	\$ 4,024.58	\$ 3,588.84	\$ 3,956.01	1.70%
Teroldego	3.63	\$ 5,000.00	3.29	\$ 5,511.55	\$ 4,312.50	\$ 4,753.71	13.75%
Dunkelfelder	2.28	\$ 2,000.00	2.07	\$ 2,204.62	\$ 2,576.56	\$ 2,840.16	-28.83%
Léon Millot	1.35	\$ 3,250.00	1.22	\$ 3,582.51	\$ 3,250.00	\$ 3,582.51	0.00%
<b>GRAND TOTAL</b>	<b>9,121.69</b>		<b>8,275.06</b>				

## WHITE CROP VALUES (CONTINUED)

\* EXCEPT TONNAGE FROM WINERY OWNED AND LEASED VINEYARDS  
AND CROPS REPORTED WITH NO VALUE OR OUTSIDE STANDARD RANGE

VARIETAL	SHORT TONS	2025 AVERAGE PRICE PER SHORT TON	METRIC TONNES	2025 AVERAGE PRICE PER METRIC TONNE	4 YEAR AVERAGE PRICE SHORT TON	4 YEAR AVERAGE PRICE METRIC TONNE	2025 VARIANCE COMPARED TO THE 4 YEAR AVERAGE
Pinot Gris	1,825.41	\$ 2,776.59	1,655.98	\$ 3,060.66	\$ 2,666.72	\$ 2,939.55	3.96%
Chardonnay	1,318.89	\$ 3,049.16	1,196.48	\$ 3,361.12	\$ 2,882.24	\$ 3,177.12	5.47%
Riesling	749.31	\$ 2,724.90	679.76	\$ 3,003.69	\$ 2,671.04	\$ 2,944.32	1.98%
Sauvignon Blanc	524.70	\$ 3,033.55	476.00	\$ 3,343.91	\$ 2,849.97	\$ 3,141.55	6.05%
Gewürztraminer	490.11	\$ 2,729.69	444.62	\$ 3,008.96	\$ 2,673.79	\$ 2,947.35	2.05%
Viognier	343.42	\$ 3,265.77	311.54	\$ 3,599.89	\$ 3,124.92	\$ 3,444.63	4.31%
Pinot Blanc	222.03	\$ 2,823.97	201.43	\$ 3,112.90	\$ 2,759.89	\$ 3,042.25	2.27%
Sovereign Opal	133.12	\$ 2,016.79	120.77	\$ 2,223.13	\$ 2,031.36	\$ 2,239.18	-0.72%
Auxerrois	129.31	\$ 2,411.58	117.31	\$ 2,658.31	\$ 2,347.58	\$ 2,587.76	2.65%
Ehrenfelser	125.38	\$ 2,606.57	113.75	\$ 2,873.24	\$ 2,495.71	\$ 2,751.05	4.25%
Roussanne	63.83	\$ 3,087.78	57.91	\$ 3,403.69	\$ 3,096.30	\$ 3,413.09	-0.28%
Muscat	62.04	\$ 3,106.05	56.29	\$ 3,423.83	\$ 2,930.19	\$ 3,229.98	5.66%
Bacchus	44.28	\$ 2,905.22	40.26	\$ 3,202.46	\$ 2,730.39	\$3,009.73	6.02%

## WHITE CROP VALUES (CONTINUED)

\* EXCEPT TONNAGE FROM WINERY OWNED AND LEASED VINEYARDS  
AND CROPS REPORTED WITH NO VALUE OR OUTSIDE STANDARD RANGE

VARIETAL	SHORT TONS	2025 AVERAGE PRICE PER SHORT TON	METRIC TONNES	2025 AVERAGE PRICE PER METRIC TONNE	4 YEAR AVERAGE PRICE SHORT TON	4 YEAR AVERAGE PRICE METRIC TONNE	2025 VARIANCE COMPARED TO THE 4 YEAR AVERAGE
Sémillon	43.90	\$ 3,463.78	39.83	\$ 3,818.16	\$ 3,079.71	\$ 3,394.80	11.09%
Orange Muskat	37.39	\$ 3,013.60	33.92	\$ 3,321.92	\$ 3,081.61	\$ 3,396.89	-2.26%
Kerner	22.52	\$ 3,107.77	20.43	\$ 3,425.72	\$ 2,816.34	\$ 3,104.48	9.38%
Chasselas	21.61	\$ 2,812.27	19.60	\$ 3,099.99	\$ 2,812.27	\$ 3,099.99	0.00%
Siegerrebe	21.37	\$ 2,035.34	19.39	\$ 2,243.58	\$ 2,168.74	\$ 2,390.62	-6.55%
Chenin Blanc	15.71	\$ 2,927.35	14.25	\$ 3,226.84	\$ 2,871.23	\$ 3,164.98	1.92%
Madeleine Angevine	15.20	\$ 3,000.00	13.79	\$ 3,306.93	\$ 3,000.00	\$ 3,306.93	0.00%
Müller Thurgau	13.12	\$ 2,396.28	11.90	\$ 2,641.44	\$ 2,222.92	\$ 2,450.35	7.23%
Grüner Veltliner	12.87	\$ 3,339.90	11.67	\$ 3,681.60	\$ 3,163.87	\$ 3,487.57	5.27%
Schönburger	11.49	\$ 2,404.82	10.42	\$ 2,650.86	\$ 2,301.43	\$ 2,536.89	4.30%
Ortega	10.15	\$ 2,375.00	9.21	\$ 2,617.99	\$ 2,279.17	\$ 2,512.35	4.04%
Marsanne	9.00	\$ 3,096.92	8.17	\$ 3,413.76	\$ 3,300.97	\$3,638.70	-6.59%
Vidal	5.06	\$ 3,300.00	4.59	\$3,637.62	\$ 2,641.05	\$ 2,911.26	19.97%

## WHITE CROP VALUES (CONTINUED)

\* EXCEPT TONNAGE FROM WINERY OWNED AND LEASED VINEYARDS AND CROPS REPORTED WITH NO VALUE OR OUTSIDE STANDARD RANGE

VARIETAL	SHORT TONS	2025 AVERAGE PRICE PER SHORT TON	METRIC TONNES	2025 AVERAGE PRICE PER METRIC TONNE	4 YEAR AVERAGE PRICE SHORT TON	4 YEAR AVERAGE PRICE METRIC TONNE	2025 VARIANCE COMPARED TO THE 4 YEAR AVERAGE
La Crescent	5.03	\$ 2,207.96	4.56	\$ 2,433.86	\$ 2,553.98	\$ 2,815.28	-15.67%
Frontenac Blanc/Gris	3.74	\$ 2,500.00	3.39	\$ 2,755.78	\$ 2,560.54	\$ 2,822.51	-2.42%
Petit Milo	2.94	\$ 2,750.00	2.67	\$ 3,031.35	\$ 2,226.00	\$ 2,497.83	17.60%
L'Acadie Blanc	2.82	\$ 2,750.00	2.56	\$ 3,031.35	\$ 2,750.00	\$ 3,031.35	0.00%
Perle of C'saba	1.50	\$ 3,000.00	1.36	\$ 3,306.93	\$ 3,000.00	\$ 3,306.93	0.00%
Verdejo Verdelho	1.08	\$ 3,500.00	0.98	\$ 3,858.09	\$ 3,500.00	\$ 3,858.09	0.00%
Oraniensteiner	0.99	\$ 2,970.00	0.90	\$ 3,273.86	\$ 2,903.51	\$ 3,200.57	2.24%
Melon	0.82	\$ 3,000.00	0.74	\$ 3,306.93	\$ 3,000.00	\$ 3,306.93	0.00%
Petite Arvine	0.25	\$ 2,500.00	0.23	\$ 2,755.78	\$2,500.00	\$ 2,755,78	0.00%
Epicure	0.12	\$ 2,813.98	0.11	\$ 2,813.98	\$ 2,813.98	\$3,101.88	0.00%
<b>GRAND TOTAL</b>	<b>6,290.60</b>		<b>5,706.74</b>				

An aerial photograph of a large, well-maintained vineyard. The rows of grapevines are neatly spaced and stretch across the landscape. In the background, a large, rugged mountain with a prominent peak dominates the horizon. The sky is clear and blue, and the overall scene is bathed in the warm light of late afternoon or early morning.

# TONNAGE ANALYSIS

## NOTES ON TONNAGE COLLECTION METHOD

Crop information was collected through a proprietary online member portal where winery members entered tonnage report details including grower, vineyard location, varietals per vineyard location, and price per varietal. In instances where members submitted a paper or excel based report to the council, the BCWGC entered the crop information on behalf of the winery member. Reports were collected until May 15, 2026; reports received after that date were not included.

The data presented in the tables below includes a summary of all data that was collected regardless of the prices reported for each crop.



## PERCENTAGE OF VINIFERA, HYBRID, LABRUSCA PRODUCTION

COLOUR	TYPE	TOTAL SHORT TONS	% OF TOTAL
Red	Hybrid	512.76	2.75%
	Labrusca	19.06	0.25%
	Vinifera	17,955.18	97%
Subtotal:		18,487.00	
White	Hybrid	544.30	4%
	Vinifera	13,551.12	96%
Subtotal:		14,095.42	
Grand Total:		32,582.42	

## TOTAL TONNAGE BY VARIETY – TOP 25

\* INCLUDES TONNAGE FROM WINERY OWNED AND LEASED VINEYARDS AND CROPS REPORTED WITH NO VALUE OR OUTSIDE STANDARD RANGE

COLOUR	VARIETY	SHORT TONS	METRIC TONNES	% OF TOTAL
Red	Merlot	4,594.57	4,176.88	14.10%
Red	Cabernet Franc	3,963.16	3,602.87	12.16%
Red	Pinot Noir	3,959.21	3,599.28	12.15%
White	Pinot Gris	3,406.71	3,097.01	10.46%
White	Chardonnay	3,048.83	2,771.67	9.36%
Red	Cabernet Sauvignon	2,203.76	2,003.42	6.76%
White	Riesling	1,987.49	1,806.81	6.10%
White	Gewürztraminer	1,371.11	1,246.46	4.21%
White	Sauvignon Blanc	1,064.87	968.07	3.27%
Red	Syrah	995.84	905.31	3.06%
Red	Gamay Noir	715.30	650.27	2.20%
White	Viognier	662.77	602.52	2.03%
Red	Malbec	546.09	496.44	1.68%

COLOUR	VARIETY	SHORT TONS	METRIC TONNES	% OF TOTAL
White	Pinot Blanc	490.23	445.67	1.50%
Red	Petit Verdot	309.95	281.77	0.95%
Red	Maréchal Foch	245.43	223.11	0.75%
White	Vidal	219.05	199.14	0.67%
White	Bacchus	169.10	153.72	0.52%
White	Muscat	168.26	152.96	0.52%
White	Ehrenfelser	146.00	132.73	0.45%
White	Auxerrois	142.97	129.97	0.44%
Red	Zweigelt	142.04	129.13	0.44%
White	Sovereign Opal	133.12	121.02	0.41%
White	Chenin Blanc	127.42	115.83	0.39%
White	Roussanne	126.30	114.82	0.39%
<b>TOP 25</b>				

## TOTAL TONNAGE BY VARIETY (CONTINUED)

\* INCLUDES TONNAGE FROM WINERY OWNED AND LEASED VINEYARDS AND CROPS REPORTED WITH NO VALUE OR OUTSIDE STANDARD RANGE

COLOUR	VARIETY	SHORT TONS	METRIC TONNES
Red	Marquette	114.99	104.53
Red	Baco Noir	99.78	90.71
White	Frontenac Blanc/Gris	95.45	86.77
Red	Pinot Meunier	91.20	82.90
White	Grüner Veltliner	86.32	78.47
White	Siegerrebe	78.39	71.26
White	Sémillon	68.02	61.84
Red	Mourvedre	63.86	58.05
Red	Pinotage	57.54	52.31
White	Kerner	56.53	51.39
Red	Sangiovese	55.57	50.52
White	Chasselas	55.21	50.19
White	Le Crescent	50.63	46.03

COLOUR	VARIETY	SHORT TONS	METRIC TONNES
Red	Tempranillo	50.19	45.62
White	Marsanne	47.29	42.99
Red	Zinfandel	43.31	39.37
Red	Grenache	42.93	39.03
White	Orange Muscat	42.86	38.96
White	Madeleine Angevine	37.23	33.84
White	Ortega	34.26	31.14
White	Madeleine Sylvaner	30.35	27.59
Red	Carmenere	27.38	24.89
White	Schönburger	26.35	23.95
Red	Rotberger	24.69	22.44
Red	Regent	24.16	21.96

## TOTAL TONNAGE BY VARIETY (CONTINUED)

\* INCLUDES TONNAGE FROM WINERY OWNED AND LEASED VINEYARDS AND CROPS REPORTED WITH NO VALUE OR OUTSIDE STANDARD RANGE

COLOUR	VARIETY	SHORT TONS	METRIC TONNES
Red	Chancellor	20.68	18.80
White	Albarino	20.45	18.59
Red	Dolcetto	19.74	17.94
Red	Lemberger	19.06	17.33
White	L'Acadie Blanc	16.25	14.77
White	Trebbiano	14.21	12.92
White	Müller Thurgau	14.11	12.82
Red	Touriga Nacional	11.31	10.28
White	Reichensteiner	11.17	10.15
Red	Barbera	11.11	10.10
White	Petit Milo	10.06	9.15
Red	Cinsault	9.19	8.36
White	Verdelet	9.14	8.31

COLOUR	VARIETY	SHORT TONS	METRIC TONNES
White	Acadie Blanc	8.01	7.28
White	Verdejo Verdelho	7.98	7.28
Red	Dunkelfelder	5.80	5.27
Red	Frontenac Noir	5.64	5.13
Red	Teroldego	5.24	4.77
White	Petite Arvine	3.01	2.73
Red	Dornfelder	2.90	2.64
White	Perle of C'saba	2.35	2.14
Red	Tannat	1.40	1.27
Red	Léon Millot	1.35	1.22
White	Epicure	1.32	1.20
Red	Petit Sirah	1.31	1.19
White	Perle of Zala	1.26	1.15

## TOTAL TONNAGE BY VARIETY (CONTINUED)

COLOUR	VARIETY	SHORT TONS	METRIC TONNES
White	Oraniensteiner	0.99	0.90
White	Melon	0.82	0.75
Red	Blattner Brickett Red	0.75	0.68
White	Siegfriedrebe	0.70	0.63
Red	Nebbiolo	0.63	0.58
White	Traminer	0.49	0.44
<b>TOTAL:</b>		<b>32,582.42</b>	<b>29,620.38</b>

\* INCLUDES TONNAGE FROM WINERY OWNED AND LEASED VINEYARDS  
AND CROPS REPORTED WITH NO VALUE OR OUTSIDE STANDARD RANGE

TOP 25 TOTAL		
SHORT TONS	METRIC TONNES	% OF TOTAL
32,312.54	29,375.04	99.0%
REMAINING VARIETAL TOTAL		
SHORT TONS	METRIC TONNES	% OF TOTAL
269.88	245.34	1.0%

## RED: TOTAL TONNAGE BY VARIETY – TOP 25

\* INCLUDES TONNAGE FROM WINERY OWNED AND LEASED VINEYARDS AND CROPS REPORTED WITH NO VALUE OR OUTSIDE STANDARD RANGE

VARIETY	SHORT TONS	METRIC TONNES	% OF TOTAL RED
Merlot	4,594.57	4,176.88	24.85%
Cabernet Franc	3,963.16	3,602.87	21.44%
Pinot Noir	3,959.21	3,599.28	21.42%
Cab. Sauvignon	2,203.76	2,003.42	11.92%
Syrah	995.84	905.31	5.39%
Gamay Noir	715.30	650.27	3.87%
Malbec	546.09	496.44	2.95%
Petit Verdot	309.95	281.77	1.68%
Maréchal Foch	245.43	223.11	1.33%
Zweigelt	142.04	129.13	0.77%
Marquette	114.99	104.53	0.62%
Baco Noir	99.78	90.71	0.54%
Pinot Meunier	91.20	82.90	0.49%

VARIETY	SHORT TONS	METRIC TONNES	% OF TOTAL RED
Mourvedre	63.86	58.05	0.35%
Pinotage	57.54	52.31	0.31%
Sangiovese	55.57	50.52	0.30%
Tempranillo	50.19	45.62	0.27%
Zinfandel	43.31	39.27	0.23%
Grenache	42.93	39.03	0.23%
Carmenere	27.38	24.89	0.15%
Rotberger	24.69	22.44	0.13%
Regent	24.16	21.96	0.13%
Chancellor	20.68	18.80	0.11%
Dolcetto	19.74	17.94	0.11%
Lemberger	19.06	17.33	0.10%
<b>TOP 25</b>			

**RED: TOTAL TONNAGE BY VARIETY (CONTINUED)**

\* INCLUDES TONNAGE FROM WINERY OWNED AND LEASED VINEYARDS AND CROPS REPORTED WITH NO VALUE OR OUTSIDE STANDARD RANGE

VARIETY	SHORT TONS	METRIC TONNES
Touriga Nacional	11.31	10.28
Barbera	11.11	10.10
Cinsault	9.19	8.36
Dunkelfelder	5.80	5.27
Frontenac Noir	5.64	5.13
Teroldego	5.24	4.77
Dornfelder	2.90	2.64
Tannat	1.40	1.27
Léon Millot	1.35	1.22
Petit Sirah	1.31	1.19
Blattner Brickett Red	0.75	0.68
Nebbiolo	0.58	0.58

VARIETY	SHORT TONS	METRIC TONNES
<b>TOTAL:</b>	<b>18,487.00</b>	<b>16,806.36</b>
<b>TOP 25 TOTAL</b>		
SHORT TONS	METRIC TONNES	% OF TOTAL RED
18,430.37	16,754.88	99.69%
<b>REMAINING VARIETAL TOTAL</b>		
SHORT TONS	METRIC TONNES	% OF TOTAL RED
56.63	51.48	0.31%

## WHITE: TOTAL TONNAGE BY VARIETY – TOP 25

\* INCLUDES TONNAGE FROM WINERY OWNED AND LEASED VINEYARDS AND CROPS REPORTED WITH NO VALUE OR OUTSIDE STANDARD RANGE

VARIETY	SHORT TONS	METRIC TONNES	% OF TOTAL WHITE
Pinot Gris	3,406.71	3,097.01	24.17%
Chardonnay	3,048.83	2,771.67	21.63%
Riesling	1,987.49	1,806.81	14.10%
Gewürztraminer	1,371.11	1,246.46	9.73%
Sauvignon Blanc	1,064.87	968.07	7.55%
Viognier	662.77	602.52	4.70%
Pinot Blanc	490.23	445.67	3.48%
Vidal	219.05	199.14	1.55%
Bacchus	169.10	153.72	1.20%
Muscat	168.26	152.96	1.19%
Ehrenfelser	146.00	132.73	1.04%
Auxerrois	142.97	129.97	1.01%
Sovereign Opal	133.12	121.02	0.94%

VARIETY	SHORT TONS	METRIC TONNES	% OF TOTAL WHITE
Chenin Blanc	127.42	115.83	0.90%
Roussanne	126.30	114.82	0.90%
Frontenac Blanc/Gris	95.45	86.77	0.68%
Grüner Veltliner	86.32	78.47	0.61%
Siegenerrebe	78.39	71.26	0.56%
Sémillon	68.02	61.84	0.48%
Kerner	56.53	51.39	0.40%
Chasselas	55.21	50.19	0.39%
La Crescent	50.63	46.03	0.36%
Marsanne	47.29	42.99	0.34%
Orange Muskat	42.86	38.96	0.30%
Madeleine Angevine	37.23	33.84	0.26%
<b>TOP 25</b>			

## WHITE: TOTAL TONNAGE BY VARIETY (CONTINUED)

\* INCLUDES TONNAGE FROM WINERY OWNED AND LEASED VINEYARDS AND CROPS REPORTED WITH NO VALUE OR OUTSIDE STANDARD RANGE

VARIETY	SHORT TONS	METRIC TONNES
Ortega	34.26	31.14
Madeleine Sylvaner	30.35	27.59
Schönburger	26.35	23.95
Albarino	20.45	18.59
L'Acadie Blanc	16.25	14.77
Trebbiano	14.21	12.92
Müller Thurgau	14.11	12.82
Reichensteiner	11.17	10.15
Petit Milo	10.06	9.15
Verdelet	9.14	8.31
Acadie Blanc	8.01	7.28
Verdejo Verdelho	7.98	7.25
Petite Arvine	3.01	2.73
Perle of C'saba	2.35	2.14

VARIETY	SHORT TONS	METRIC TONNES
Epicure	1.32	1.20
Perle of Zala	1.26	1.15
Oraniensteiner	0.99	0.90
Melon	0.82	0.75
Siegfriedrebe	0.70	0.63
Traminer	0.49	0.44
<b>TOTAL:</b>	<b>14,095.42</b>	<b>12,814.01</b>
<b>TOP 25 TOTAL</b>		
<b>SHORT TONS</b>	<b>METRIC TONNES</b>	<b>% OF TOTAL WHITE</b>
13,882.17	12,620.15	98.48%
<b>REMAINING VARIETAL TOTAL</b>		
<b>SHORT TONS</b>	<b>METRIC TONNES</b>	<b>% OF TOTAL WHITE</b>
213.25	193.86	1.52%

# REGIONAL ANALYSIS



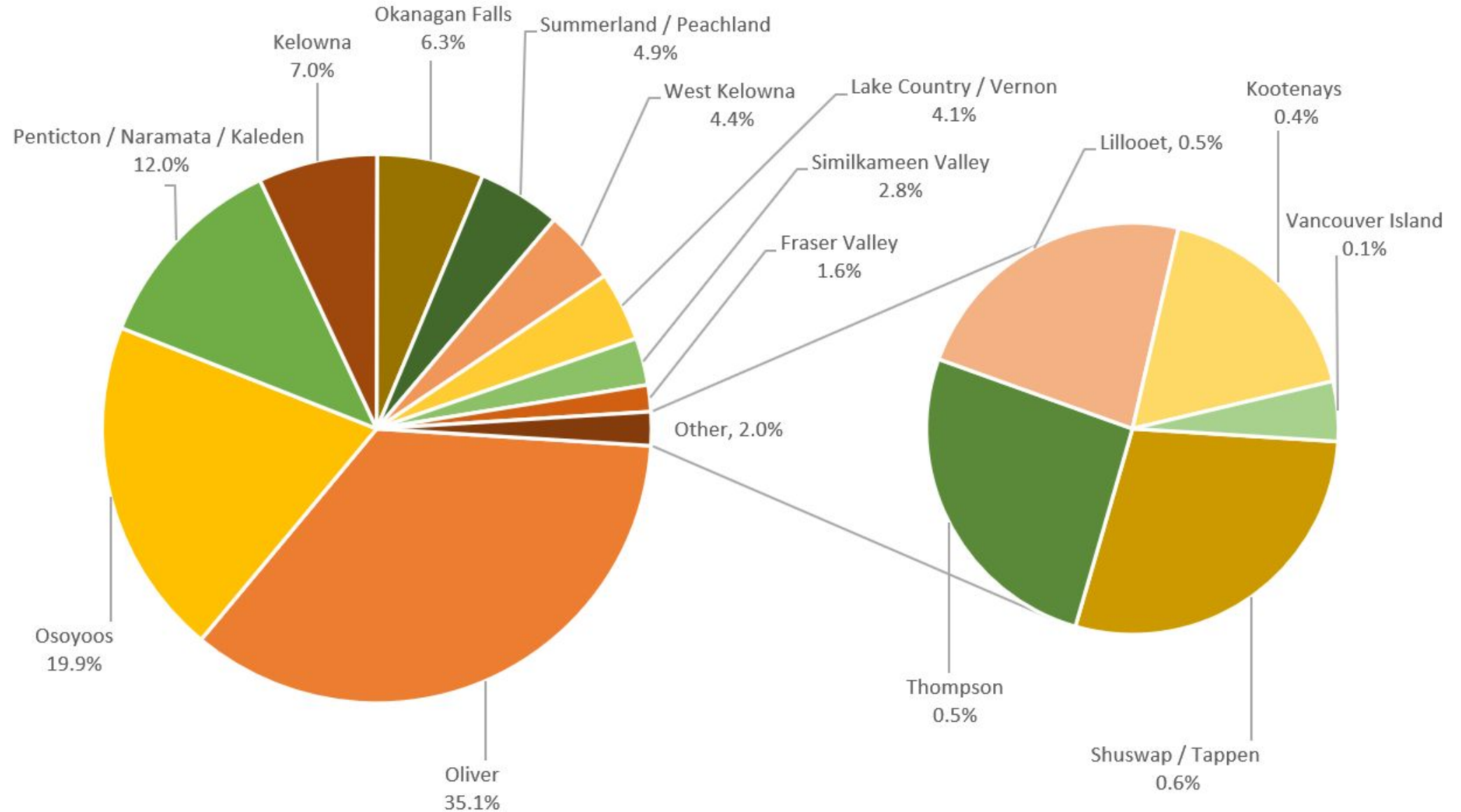
## TOTAL TONNAGE FROM ALL REGIONS

PRIMARY REGIONS	SHORT TONS	METRIC TONNES	PERCENTAGE
Oliver	11,421.41	10,383.10	35.05%
Osoyoos	6,497.32	5,906.66	19.94%
Penticton, Naramata & Kaleden	3,919.52	3,563.20	12.03%
Kelowna	2,286.75	2,078.86	7.02%
Okanagan Falls	2,045.29	1,859.35	6.28%
Summerland & Peachland	1,592.44	1,447.68	4.89%
West Kelowna	1,429.16	1,299.24	4.39%
Lake Country & Vernon	1,330.40	1,209.45	4.08%

PRIMARY REGIONS	SHORT TONS	METRIC TONNES	PERCENTAGE
Similkameen, Cawston, & Keremeos	903.80	821.64	2.77%
Fraser Valley	510.92	464.47	1.57%
Shuswap & Tappen	183.82	167.11	0.56%
Thompson Valley	167.92	152.66	0.52%
Lillooet	149.11	135.55	0.46%
Kootenays	114.18	103.80	0.35%
Vancouver Island	30.38	27.62	0.09%
<b>GRAND TOTAL:</b>	<b>32,582.42</b>	<b>29,620.38</b>	<b>100%</b>

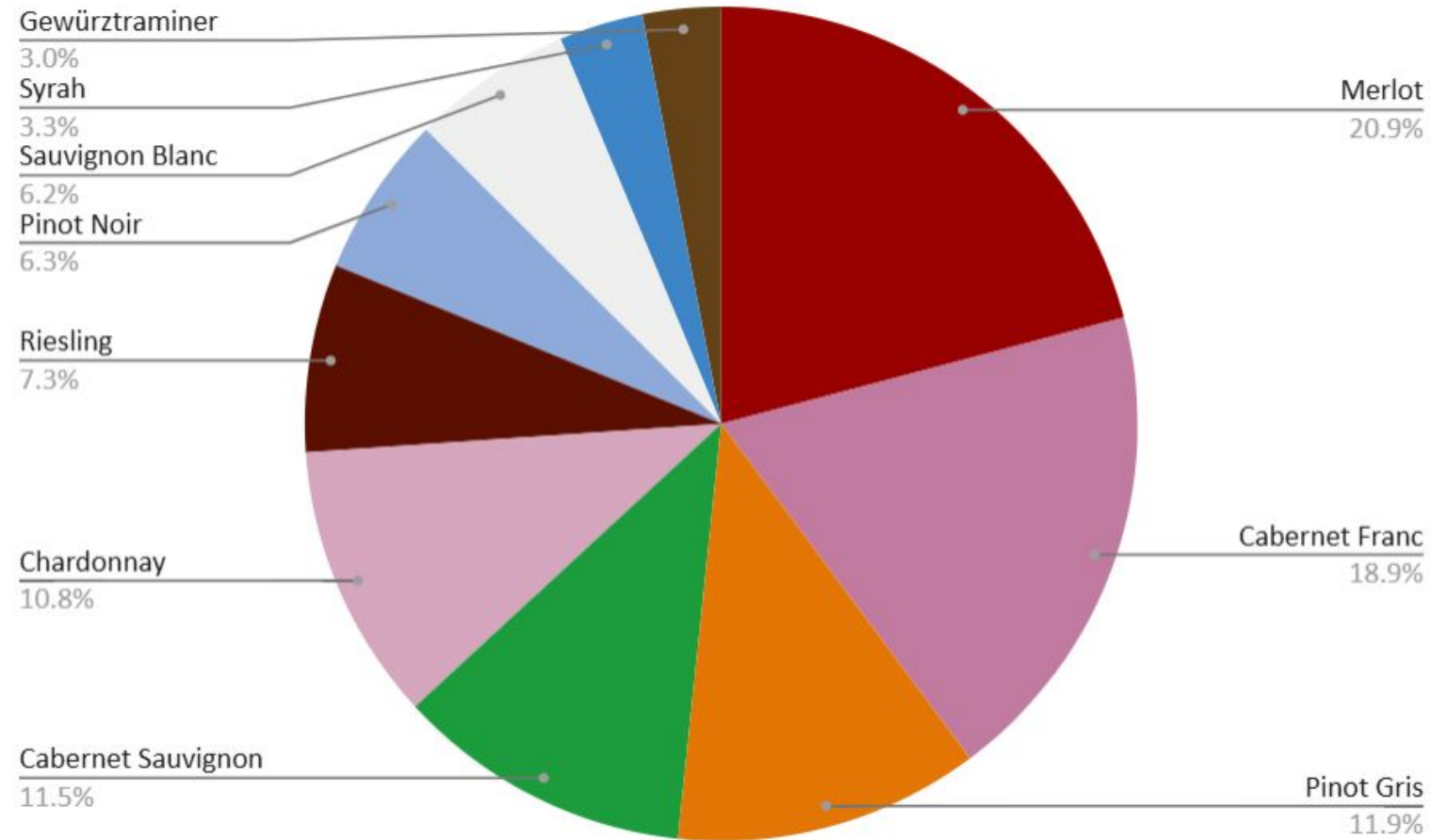
\* VINEYARDS LOCATED OUTSIDE OF THE MAINLAND OF BC ARE EXEMPT FROM REPORTING SO THIS DOES NOT REPRESENT TOTAL TONNAGE FROM ISLAND VINEYARDS

# TOTAL TONNAGE FROM ALL REGIONS



## OLIVER TOP 10 VARIETIES

VARIETY	SHORT TONS
Merlot	2,098.72
Cabernet Franc	1,899.84
Pinot Gris	1,190.65
Cabernet Sauvignon	1,153.31
Chardonnay	1,081.06
Riesling	731.95
Pinot Noir	629.05
Sauvignon Blanc	626.12
Syrah	327.60
Gewürztraminer	306.03
<b>TOP 10 TOTAL</b>	<b>10,044.32</b>

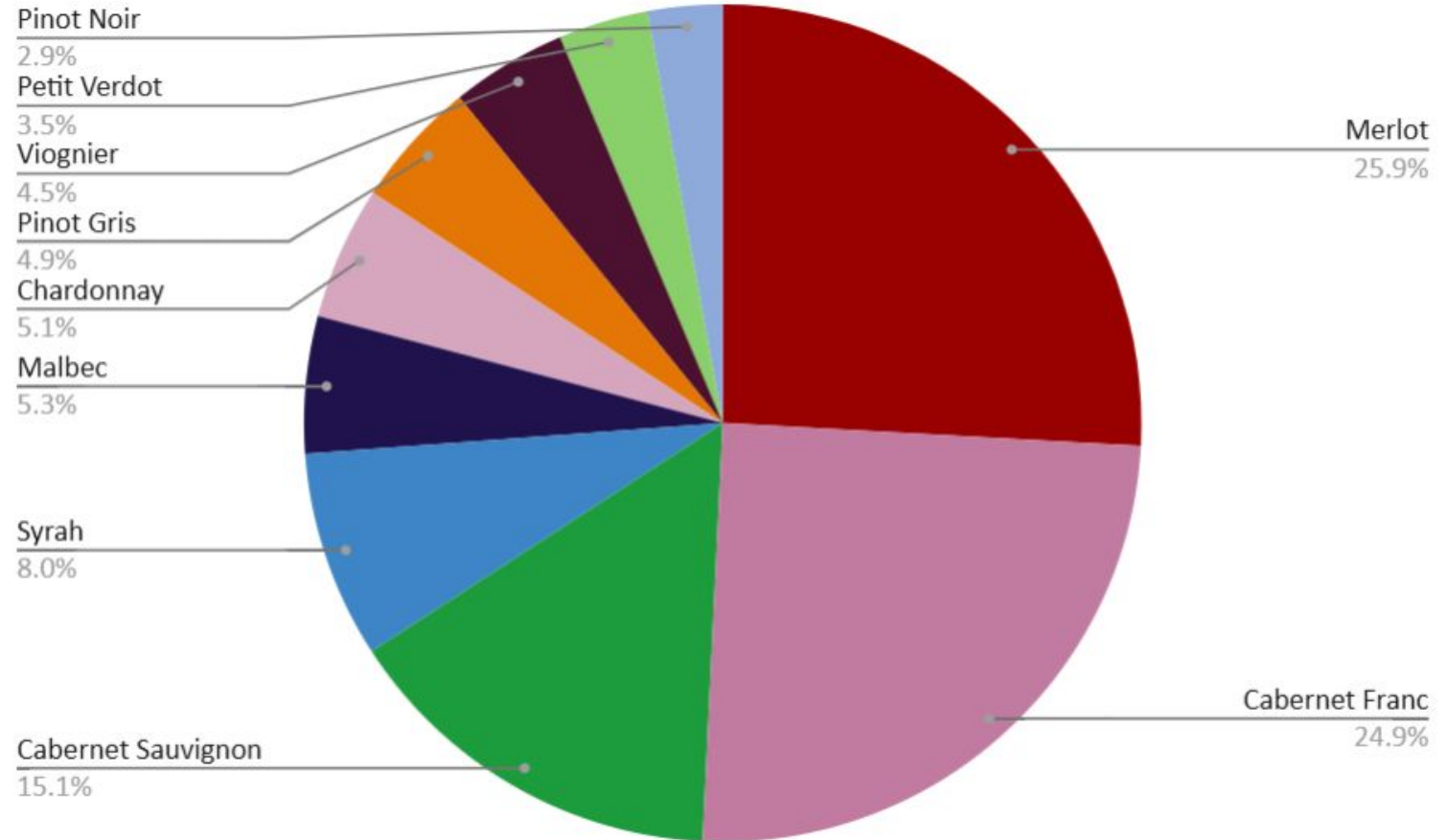


## OLIVER REMAINING VARIETIES

VARIETY	SHORT TONS	VARIETY	SHORT TONS	VARIETY	SHORT TONS	ALL VARIETIES
Pinot Blanc	178.20	Orange Muskat	21.11	Carmenere	7.27	GRAND TOTAL
Vidal	156.42	Sangiovese	20.89	Pinot Meunier	6.49	
Gamay Noir	137.93	Chancellor	20.68	Touriga Nacional	2.96	
Viognier	113.46	Chenin Blanc	18.97	Grenache	2.78	
Malbec	113.24	Grüner Veltliner	18.97	Cinsault	1.23	
Ehrenfelser	101.65	Tempranillo	14.92	Siegfriedrebe	0.70	
Petit Verdot	82.52	Kerner	14.40	Petite Arvine	0.25	
Roussanne	63.29	Trebbiano	14.21	<b>REMAINING VARIETIES:</b>	<b>1,377.09</b>	
Zinfandel	40.56	Marsanne	13.71			
Sémillon	36.82	Müller Thurgau	10.12			
Mourvedre	35.82	Barbera	8.67			
Maréchal Foch	35.31	Pinotage	8.62			
Muscat	29.79	Regent	8.04			
Auxerrois	29.11	Zweigelt	8.00			

## OSOYOOS TOP 10 VARIETIES

VARIETY	SHORT TONS
Merlot	1,526.38
Cabernet Franc	1,468.69
Cabernet Sauvignon	888.49
Syrah	472.20
Malbec	312.19
Chardonnay	303.78
Pinot Gris	289.64
Viognier	263.64
Petit Verdot	204.23
Pinot Noir	170.64
<b>TOP 10 TOTAL</b>	<b>5,899.88</b>



## OSOYOOS REMAINING VARIETIES

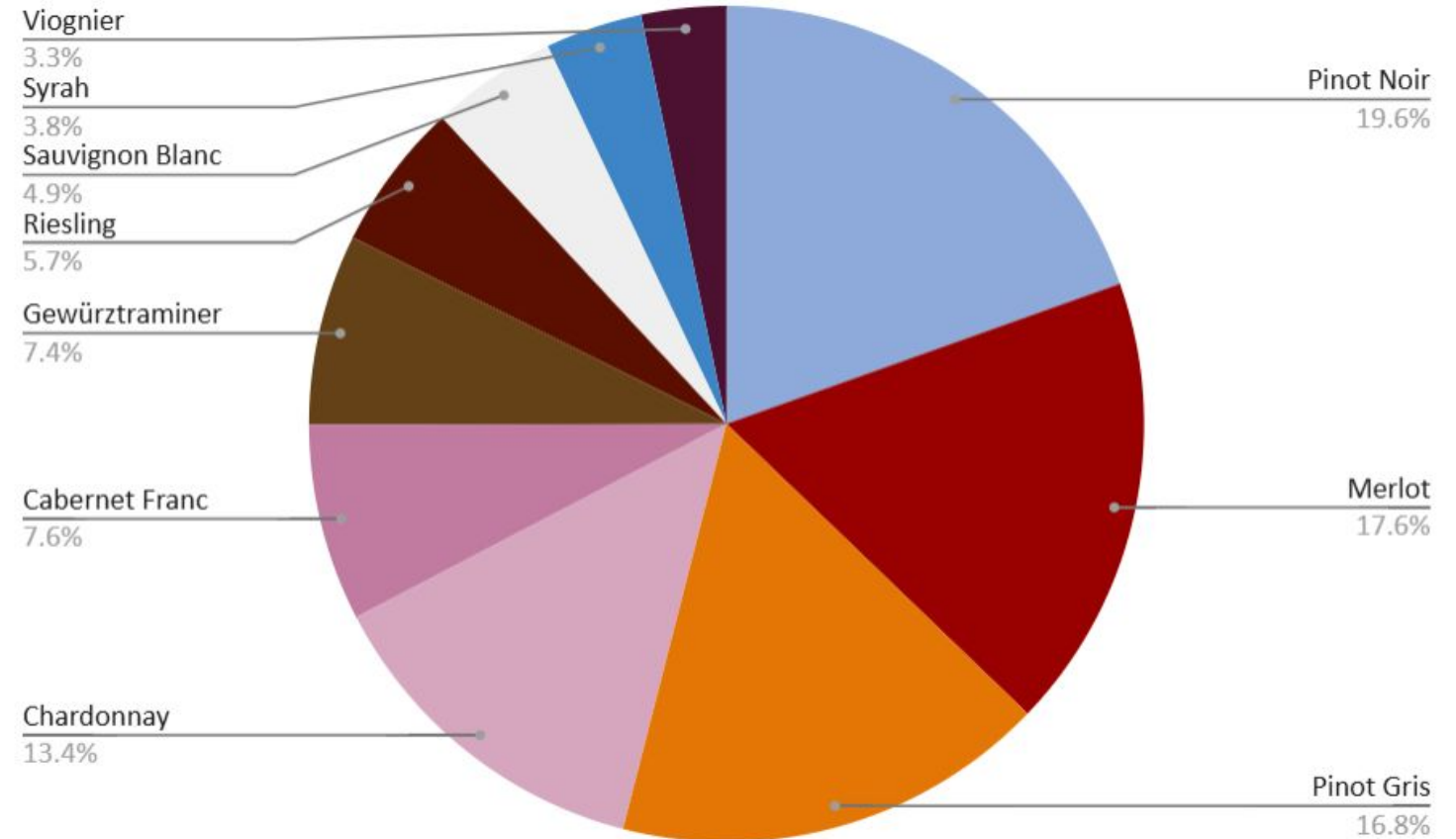
VARIETY	SHORT TONS
Sauvignon Blanc	131.08
Riesling	97.28
Gamay Noir	63.81
Roussanne	37.13
Maréchal Foch	36.27
Grenache	35.59
Sangiovese	32.02
Mourvedre	22.65
Tempranillo	19.61
Carmenere	19.26
Muscat	17.19
Gewürztraminer	16.07
Marsanne	15.96
Sémillon	13.89

VARIETY	SHORT TONS
Dolcetto	10.73
Orange Muskat	9.04
Touriga Nacional	8.35
Cinsault	6.66
Chenin Blanc	3.71
Auxerrois	1.17
<b>REMAINING VARIETIES:</b>	<b>597.44</b>

ALL VARIETIES
<b>GRAND TOTAL</b>
<b>6,497.32</b>

## PENTICTON, NARAMATA, KALEDEN TOP 10 VARIETIES

VARIETY	SHORT TONS
Pinot Noir	654.13
Merlot	589.35
Pinot Gris	562.11
Chardonnay	446.80
Cabernet Franc	255.08
Gewürztraminer	246.75
Riesling	191.25
Sauvignon Blanc	163.37
Syrah	125.56
Viognier	110.01
<b>TOP 10 TOTAL</b>	<b>3,344.40</b>

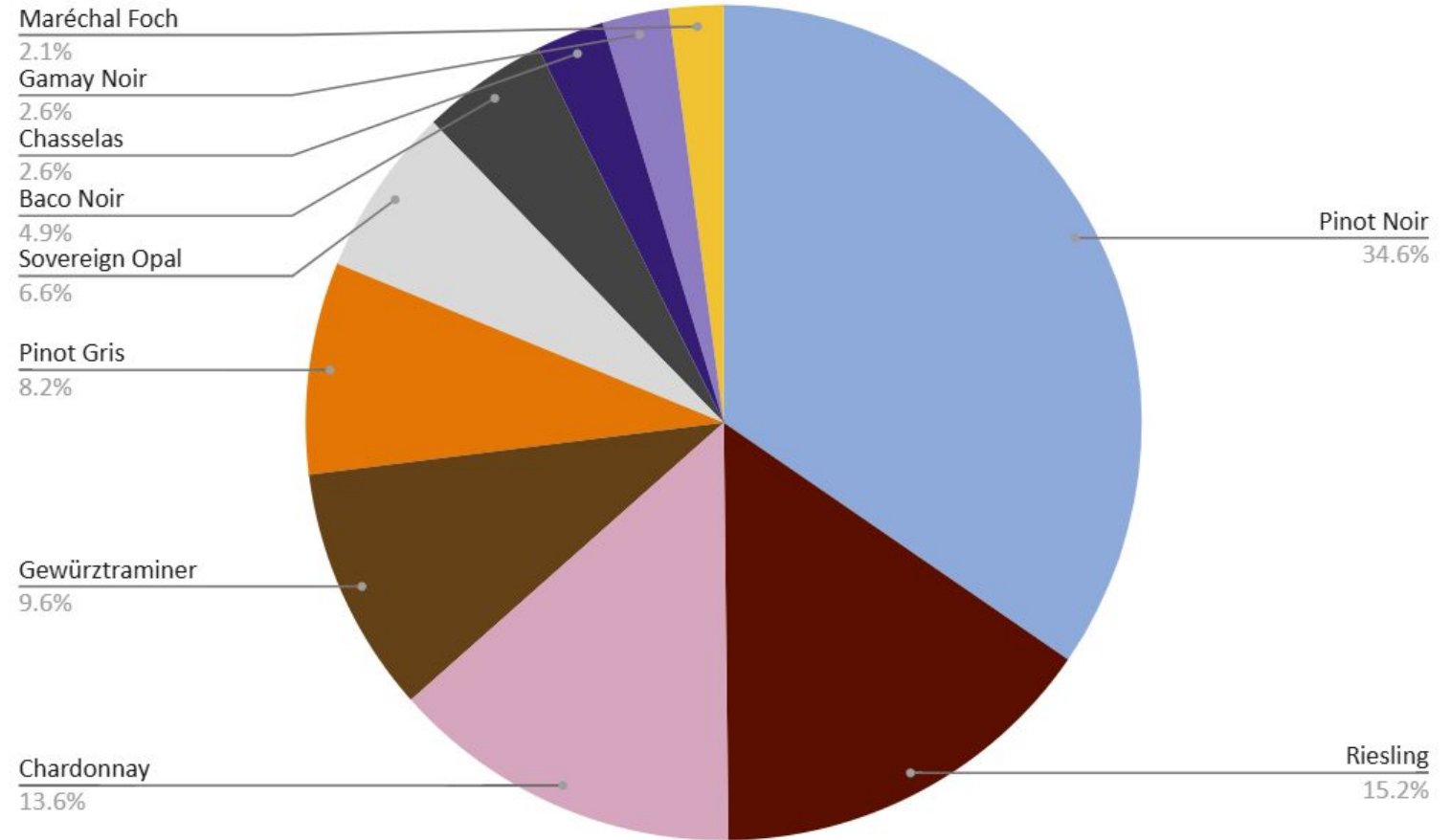


## PENTICTON, NARAMATA, KALEDEN REMAINING VARIETIES

VARIETY	SHORT TONS	VARIETY	SHORT TONS	VARIETY	SHORT TONS	ALL VARIETIES
Pinot Blanc	74.37	Albarino	11.00	Pinotage	1.75	GRAND TOTAL
Gamay Noir	70.30	Ehrenfelser	10.82	Petit Sirah	1.31	
Cabernet Sauvignon	60.69	Verdejo Verdelho	7.98	Mourvedre	1.30	3,919.52
Malbec	54.85	Tempranillo	7.25	Perle of Zala	1.26	
Muscat	53.04	Maréchal Foch	6.73	Perle of C'saba	0.85	
Auxerrois	45.41	Vidal	5.06	Barbera	0.49	
Marquette	21.05	Rotberger	4.60	<b>REMAINING VARIETIES</b>	<b>575.12</b>	
Schönburger	19.58	Teroldego	3.63			
Roussanne	19.54	Marsanne	3.10			
Pinot Meunier	17.83	Zinfandel	2.75			
Sémillon	16.27	Orange Muskat	2.59			
Zweigelt	14.58	Verdelet	2.43			
Petit Verdot	14.13	Dunkelfelder	2.28			
Bacchus	14.07	Grenache	2.26			

## KELOWNA TOP 10 VARIETIES

VARIETY	SHORT TONS
Pinot Noir	703.04
Riesling	309.53
Chardonnay	276.94
Gewürztraminer	194.22
Pinot Gris	166.83
Sovereign Opal	133.12
Baco Noir	99.78
Chasselas	53.65
Gamay Noir	52.29
Maréchal Foch	42.86
<b>TOP 10 TOTAL</b>	<b>2,032.25</b>



## KELOWNA REMAINING VARIETIES

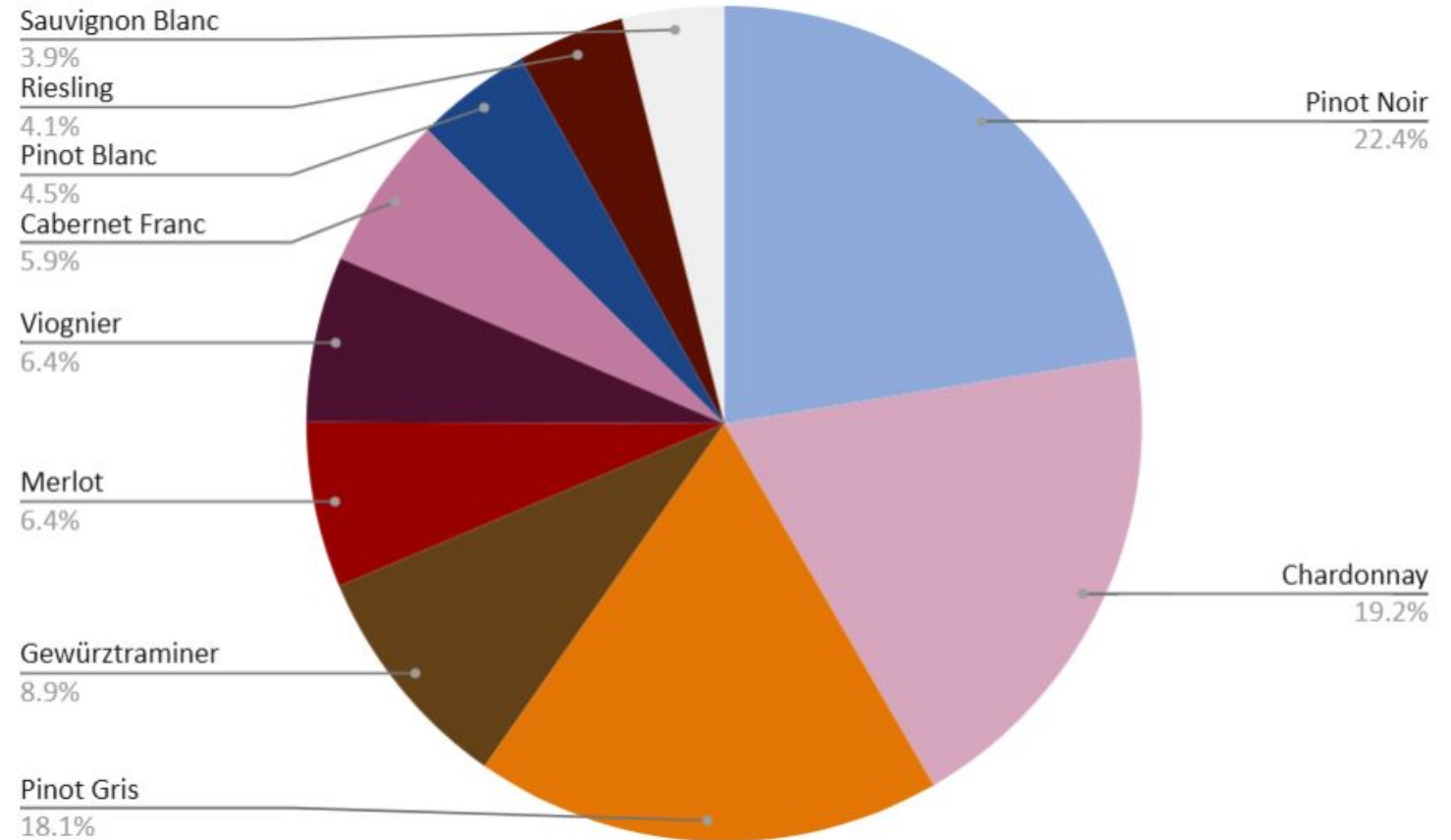
VARIETY	SHORT TONS
Chenin Blanc	39.91
Pinotage	35.21
Zweigelt	31.66
Viognier	27.00
Pinot Meunier	18.84
Ehrenfelser	17.30
Bacchus	14.79
Sauvignon Blanc	14.17
Merlot	11.58
Ortega	10.66
Muscat	10.38
Grüner Veltliner	7.66

VARIETY	SHORT TONS
Vidal	5.60
Verdelet	3.92
Regent	3.50
Siegrrebe	2.33
<b>REMAINING VARIETIES:</b>	<b>254.50</b>

ALL VARIETIES
<b>GRAND TOTAL</b>
<b>2,286.75</b>

## OKANAGAN FALLS TOP 10 VARIETIES

VARIETY	SHORT TONS
Pinot Noir	420.80
Chardonnay	360.12
Pinot Gris	339.15
Gewürztraminer	167.56
Merlot	120.29
Viognier	120.16
Cabernet Franc	111.47
Pinot Blanc	84.24
Riesling	77.69
Sauvignon Blanc	74.05
<b>TOP 10 TOTAL</b>	<b>1,875.52</b>



## OKANAGAN FALLS REMAINING VARIETIES

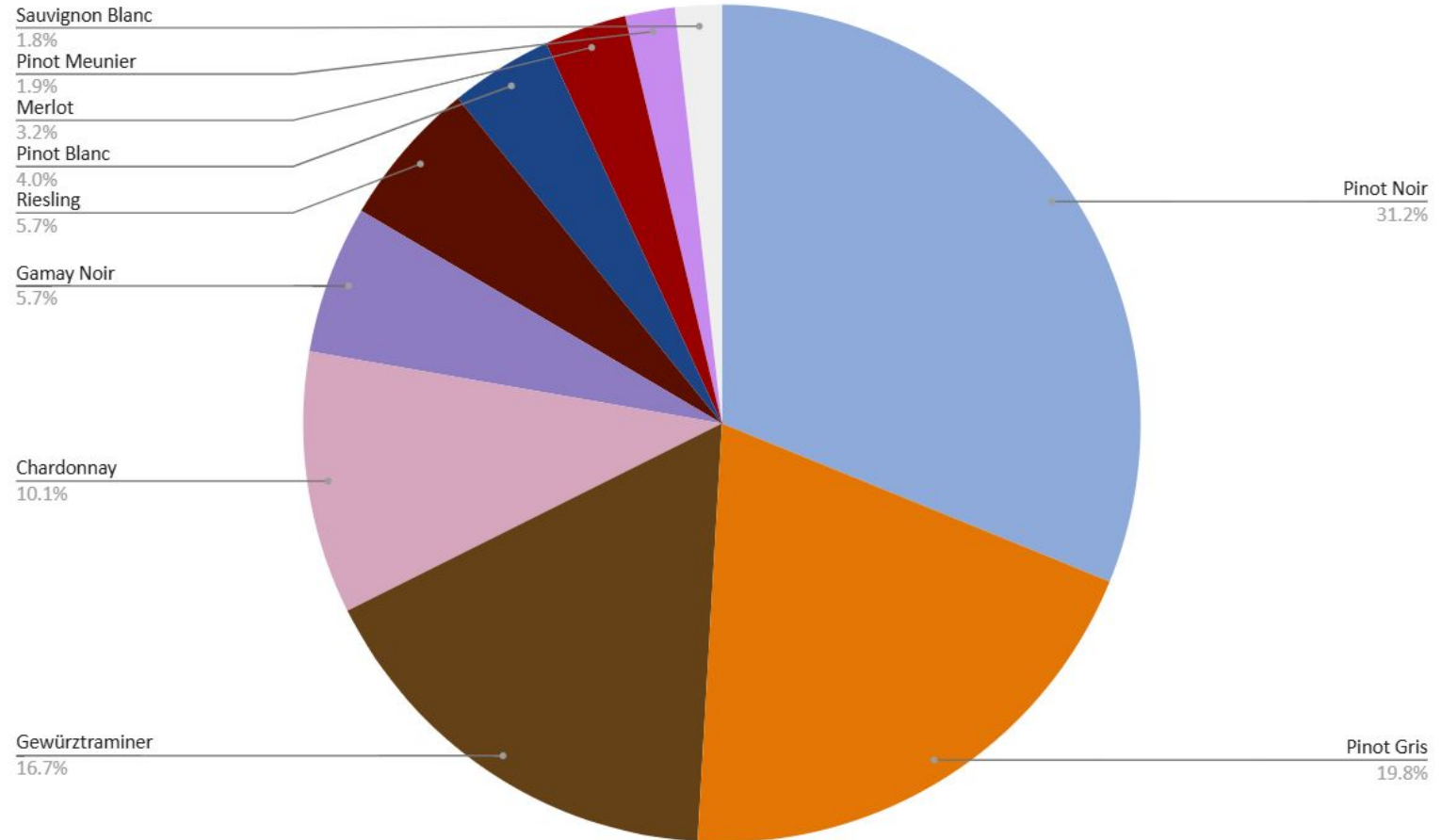
VARIETY	SHORT TONS
Gamay Noir	46.19
Syrah	31.12
Cabernet Sauvignon	17.90
Malbec	17.57
Albarino	9.45
Tempranillo	8.41
Dolcetto	6.98
Lemberger	4.41
Vidal	4.03
Orange Muskat	3.67
Chenin Blanc	3.63
Sangiovese	2.66
Muscat	2.38
Maréchal Foch	2.30

VARIETY	SHORT TONS
Teroldego	1.61
Chasselas	1.56
Perle of C'saba	1.50
Cinsault	1.30
Carmenere	0.85
Petit Verdot	0.75
Barbera	0.52
Ehrenfelser	0.40
Nebbiolo	0.23
Pinot Meunier	0.20
Siegenerbe	0.10
Sémillon	0.04
<b>REMAINING VARIETIES:</b>	<b>169.77</b>

ALL VARIETIES
<b>GRAND TOTAL</b>
<b>2,045.28</b>

## SUMMERLAND & PEACHLAND TOP 10 VARIETIES

VARIETY	SHORT TONS
Pinot Noir	448.92
Pinot Gris	284.71
Gewürztraminer	240.51
Chardonnay	146.02
Gamay Noir	82.46
Riesling	81.60
Pinot Blanc	57.07
Merlot	45.79
Pinot Meunier	27.55
Sauvignon Blanc	25.98
<b>TOP 10 TOTAL</b>	<b>1,440.61</b>



## SUMMERLAND & PEACHLAND REMAINING VARIETIES

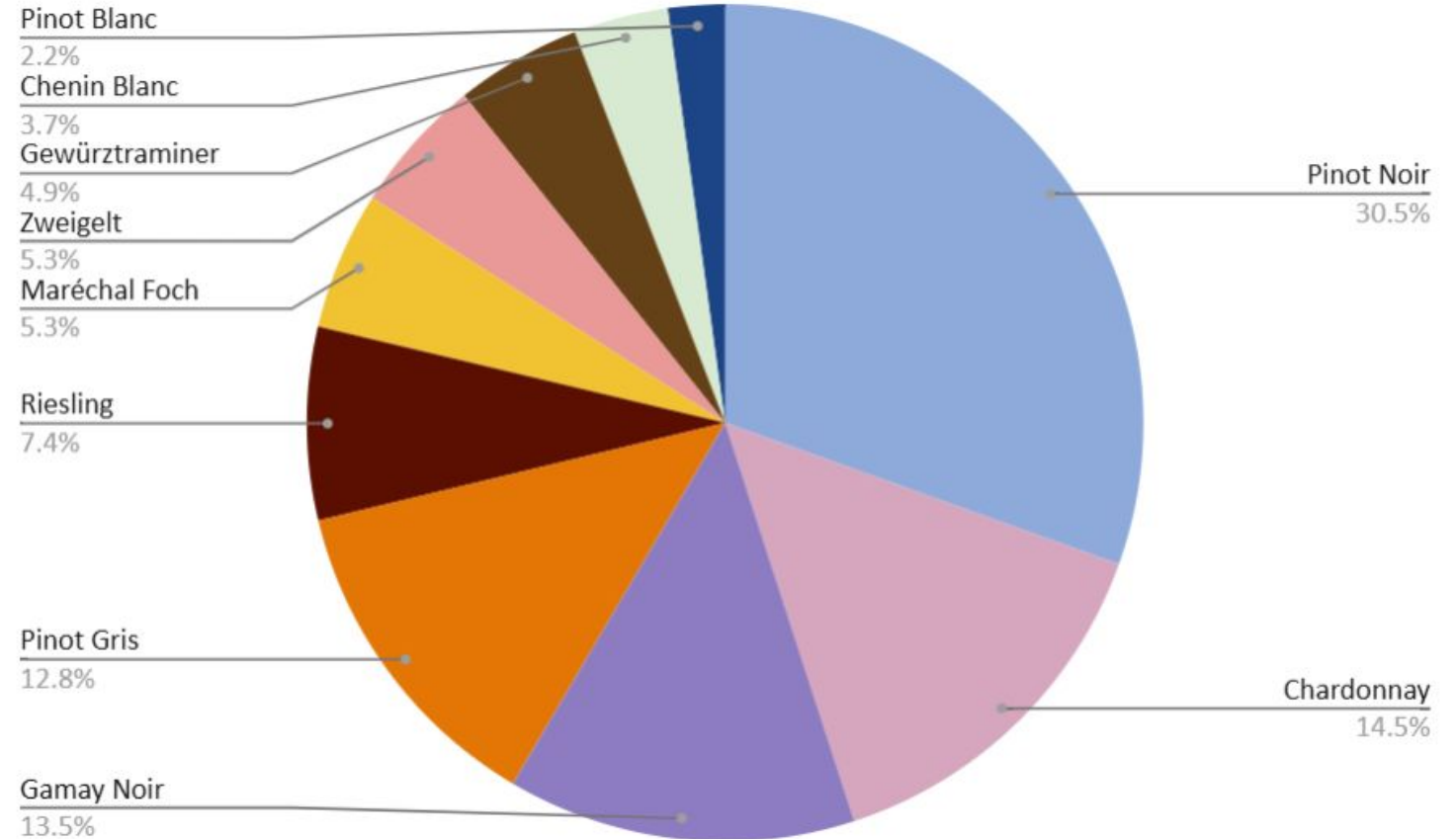
VARIETY	SHORT TONS
Muscat	24.36
Kerner	18.76
Viognier	16.19
Chenin Blanc	13.97
Malbec	12.00
Pinotage	11.96
Vidal	9.74
Cabernet Franc	8.75
Syrah	8.35
Ehrenfelser	5.33
Siegenerrebe	4.96
Dunkelfelder	3.51
Grüner Veltliner	2.80

VARIETY	SHORT TONS
Verdelet	2.79
Cabernet Sauvignon	2.48
Dolcetto	2.03
Barbera	1.43
Oraniensteiner	0.99
Melon	0.82
Marquette	0.61
<b>REMAINING VARIETIES:</b>	<b>151.83</b>

ALL VARIETIES
<b>GRAND TOTAL</b>
<b>1,592.44</b>

## WEST KELOWNA TOP 10 VARIETIES

VARIETY	SHORT TONS
Pinot Noir	393.26
Chardonnay	187.37
Gamay Noir	173.70
Pinot Gris	164.85
Riesling	96.05
Maréchal Foch	68.67
Zweigelt	67.89
Gewürztraminer	62.71
Chenin Blanc	47.23
Pinot Blanc	28.34
<b>TOP 10 TOTAL</b>	<b>1,290.07</b>



## WEST KELOWNA REMAINING VARIETIES

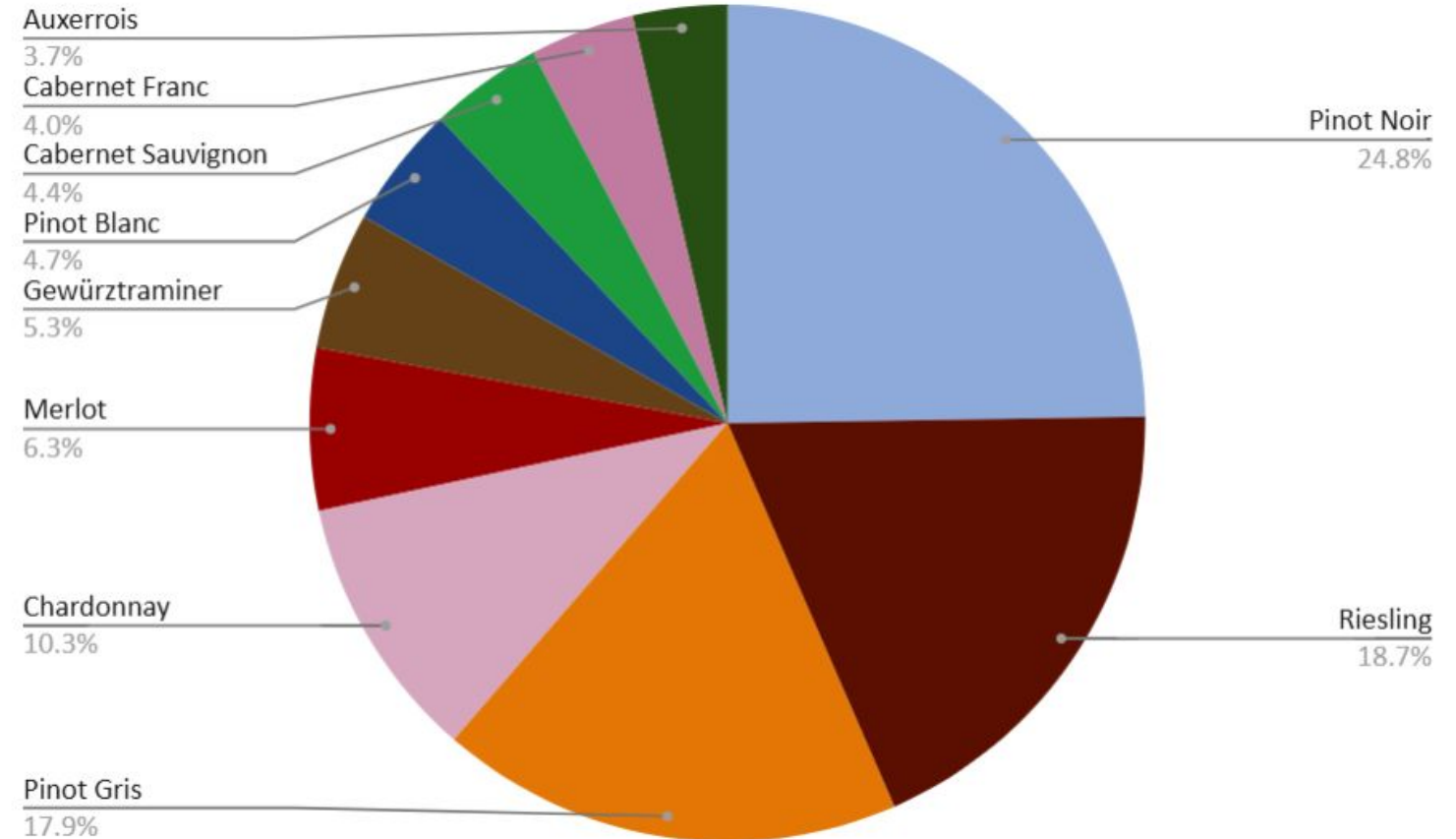
VARIETY	SHORT TONS
Pinot Meunier	20.19
Auxerrois	19.24
Cabernet Franc	16.10
Malbec	15.79
Merlot	11.54
Muscat	10.45
Syrah	9.93
Marsanne	8.01
Orange Muskat	6.17
Sauvignon Blanc	4.79
Regent	4.70

VARIETY	SHORT TONS
Marquette	3.68
Müller Thurgau	3.00
Siegenerrebe	2.23
Ehrenfelser	0.97
Schönburger	0.65
Traminer	0.49
Lemberger	0.44
Nebbiolo	0.40
Viognier	0.32
<b>REMAINING VARIETIES:</b>	<b>139.09</b>

ALL VARIETIES
<b>GRAND TOTAL</b>
<b>1,429.16</b>

## LAKE COUNTRY & VERNON TOP 10 VARIETIES

VARIETY	SHORT TONS
Pinot Noir	289.50
Riesling	218.78
Pinot Gris	209.34
Chardonnay	120.21
Merlot	73.15
Gewürztraminer	62.15
Pinot Blanc	55.39
Cabernet Sauvignon	50.99
Cabernet Franc	47.29
Auxerrois	42.73
<b>TOP 10 TOTAL</b>	<b>1,169.52</b>



## LAKE COUNTRY & VERNON REMAINING VARIETIES

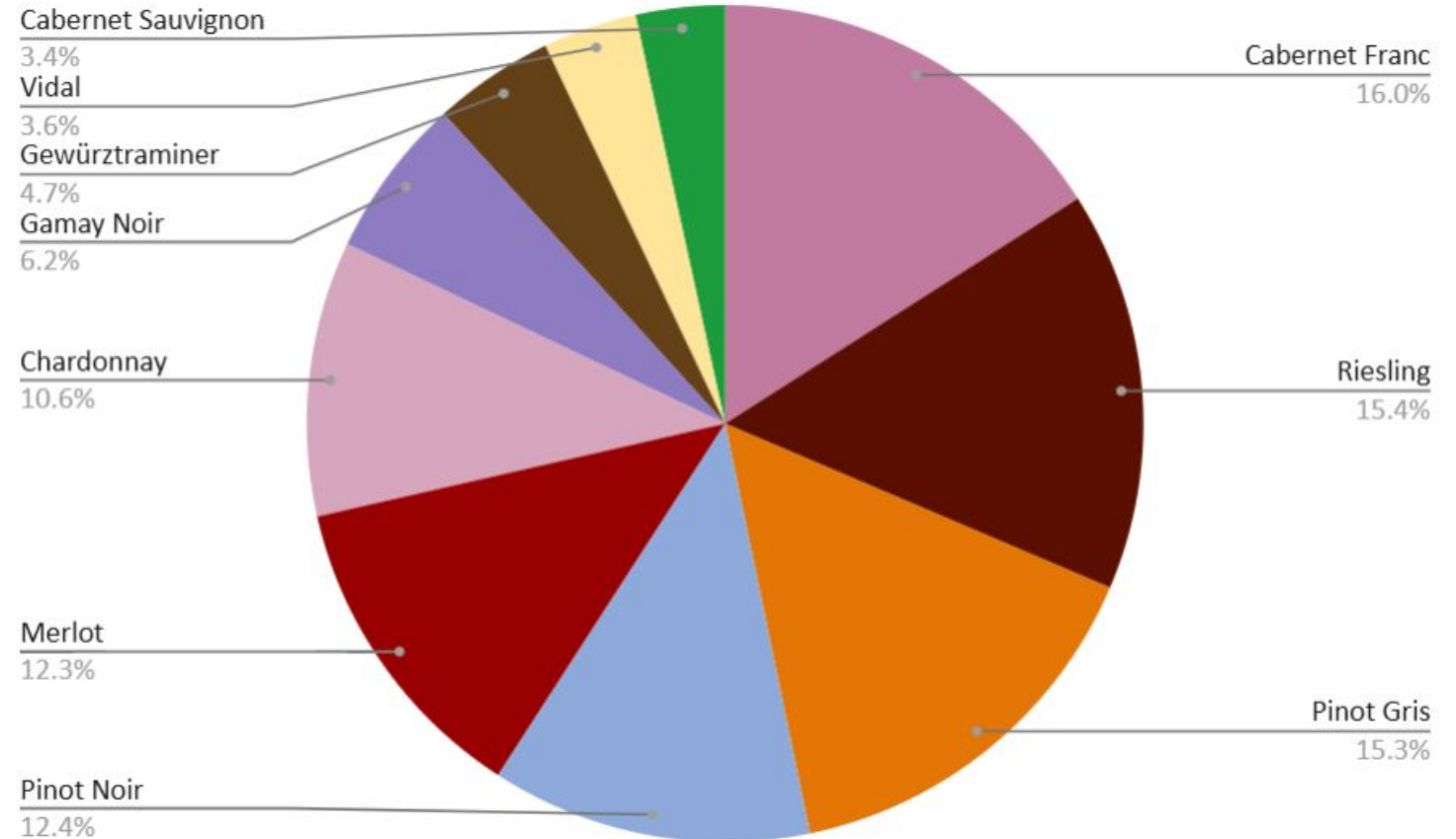
VARIETY	SHORT TONS
Grüner Veltliner	21.96
Siegerrebe	21.37
Rotberger	20.09
Bacchus	17.36
Zweigelt	14.55
Kerner	14.50
Vidal	10.26
Ehrenfelser	9.38
Regent	7.86
Sauvignon Blanc	7.67

VARIETY	SHORT TONS
Gamay Noir	3.20
Syrah	3.03
Petite Arvine	2.76
Muscat	2.36
La Crescent	2.10
Mourvedre	1.51
L'Acadie Blanc	0.93
<b>REMAINING VARIETIES:</b>	<b>160.88</b>

ALL VARIETIES
<b>GRAND TOTAL</b>
<b>1,330.40</b>

## SIMILKAMEEN VALLEY TOP 10 VARIETIES

VARIETY	SHORT TONS
Cabernet Franc	122.87
Riesling	118.90
Pinot Gris	118.06
Pinot Noir	95.30
Merlot	94.71
Chardonnay	81.77
Gamay Noir	47.74
Gewürztraminer	35.95
Vidal	27.94
Cabernet Sauvignon	26.48
<b>TOP 10 TOTAL</b>	<b>769.71</b>



## SIMILKAMEEN VALLEY REMAINING VARIETIES

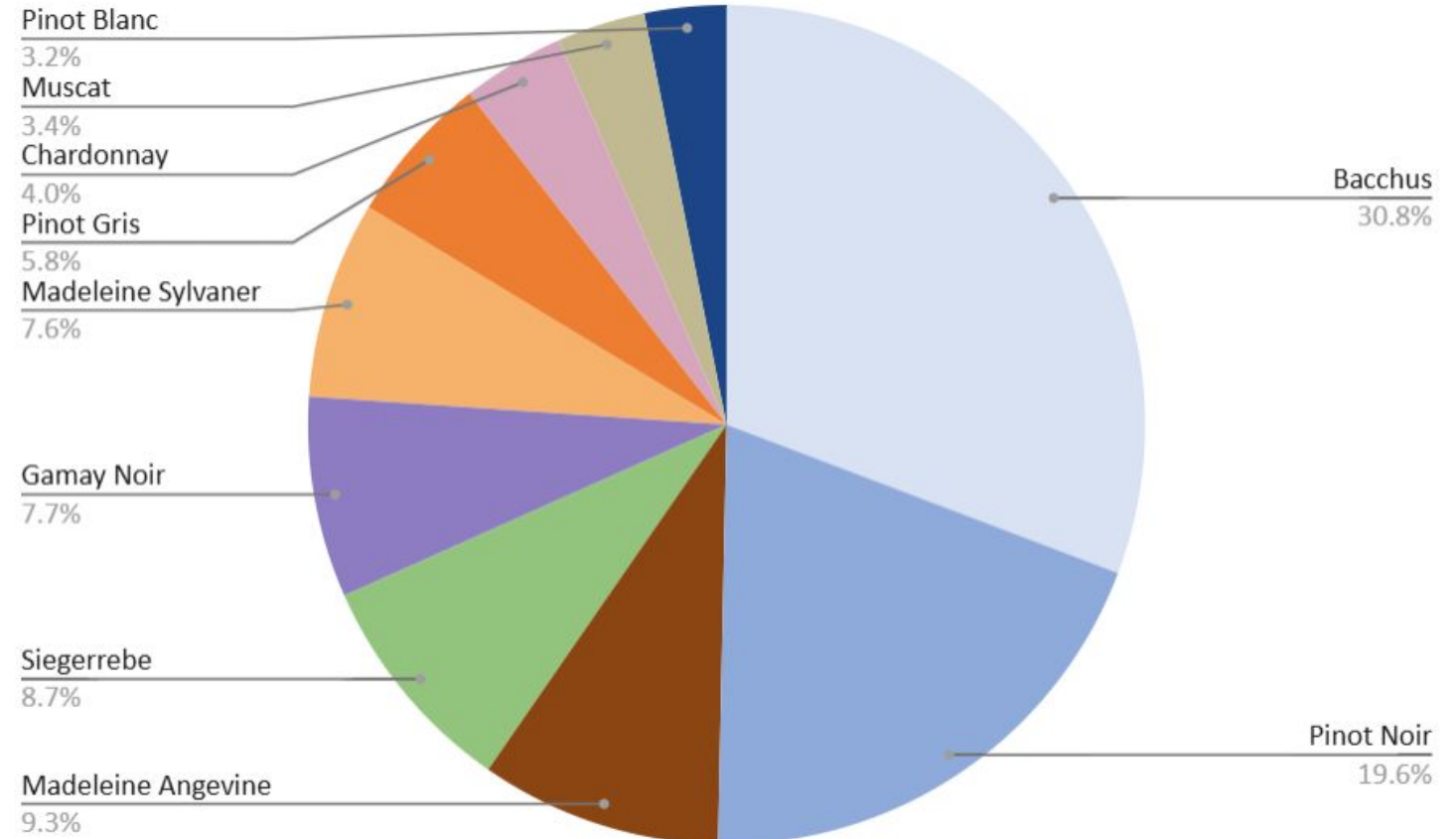
VARIETY	SHORT TONS
Malbec	20.45
Syrah	18.05
Sauvignon Blanc	15.76
Grüner Veltliner	15.33
Lemberger	14.20
Maréchal Foch	8.60
Petit Verdot	8.32
Viognier	7.23
Marsanne	6.51
Roussanne	6.35
Mourvedre	2.59
Grenache	2.30
Auxerrois	2.20

VARIETY	SHORT TONS
Zweigelt	1.58
Tannat	1.40
Muscat	1.11
Sémillon	1.00
Marquette	0.72
Orange Muskat	0.29
Pinot Meunier	0.10
<b>REMAINING VARIETIES:</b>	<b>134.09</b>

ALL VARIETIES
<b>GRAND TOTAL</b>
<b>903.80</b>

## FRASER VALLEY TOP 10 VARIETIES

VARIETY	SHORT TONS
Bacchus	122.88
Pinot Noir	78.19
Madeleine Angevine	37.23
Siegerrebe	34.66
Gamay Noir	30.95
Madeleine Sylvaner	30.35
Pinot Gris	23.17
Chardonnay	15.85
Muscat	13.62
Pinot Blanc	12.63
<b>TOP 10 TOTAL</b>	<b>399.52</b>



## FRASER VALLEY REMAINING VARIETIES

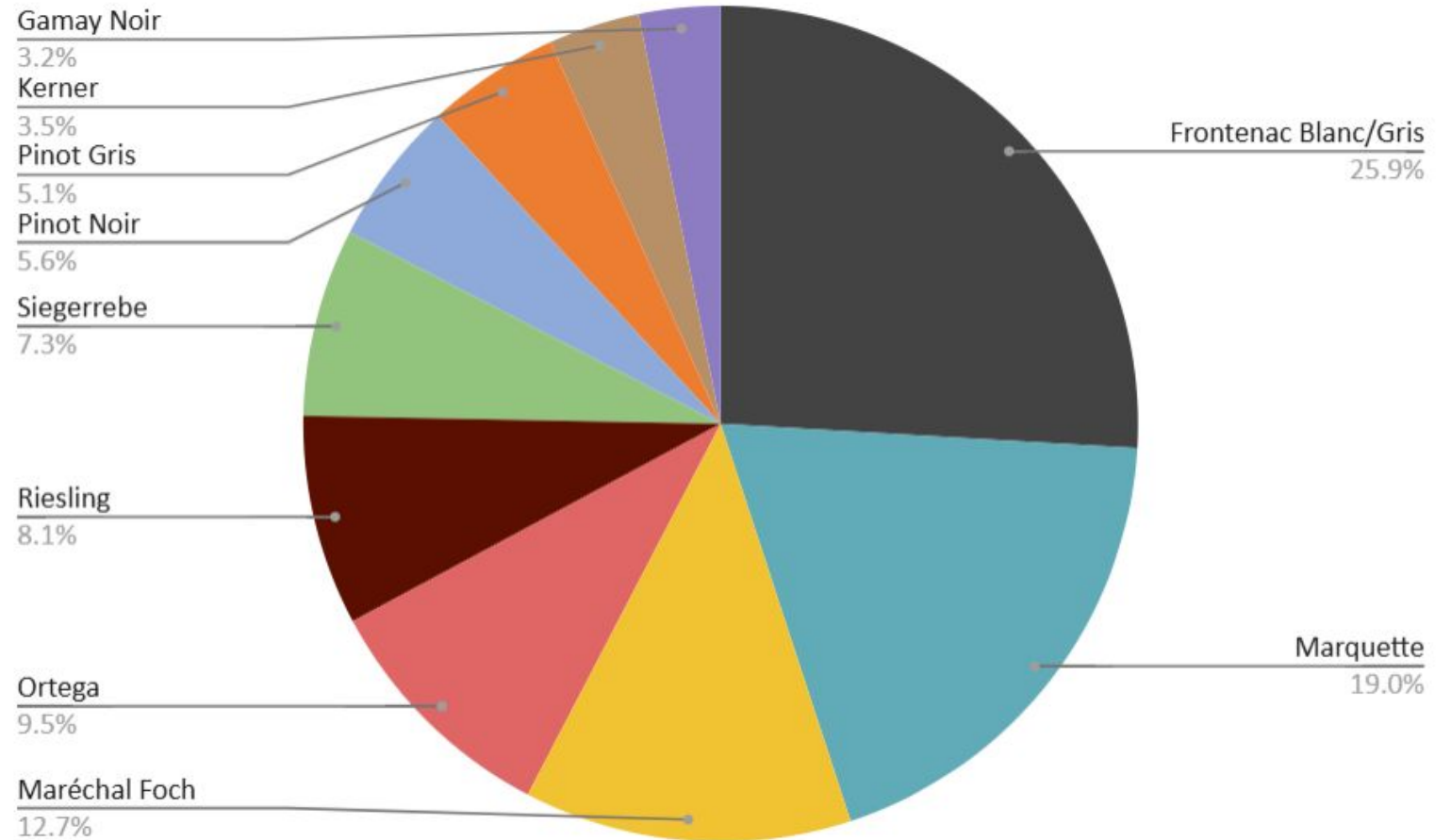
VARIETY	SHORT TONS
L'Acadie Blanc	12.50
Grüner Veltliner	12.20
Reichensteiner	11.17
Riesling	8.48
Acadie Blanc	8.01
Gewürztraminer	7.38
Ortega	6.92
Petit Milo	5.12
Viognier	4.76
Merlot	4.47
Maréchal Foch	4.42
La Crescent	3.85
Zweigelt	3.79
Schönburger	3.00

VARIETY	SHORT TONS
Dornfelder	2.90
Frontenac Blanc/Gris	2.65
Auxerrois	2.12
Sauvignon Blanc	1.90
Kerner	1.56
Léon Millot	1.35
Epicure	1.32
Müller Thurgau	0.99
Marquette	0.35
Ehrenfelser	0.16
Regent	0.05
<b>REMAINING VARIETIES:</b>	<b>111.40</b>

ALL VARIETIES
<b>GRAND TOTAL</b>
<b>510.92</b>

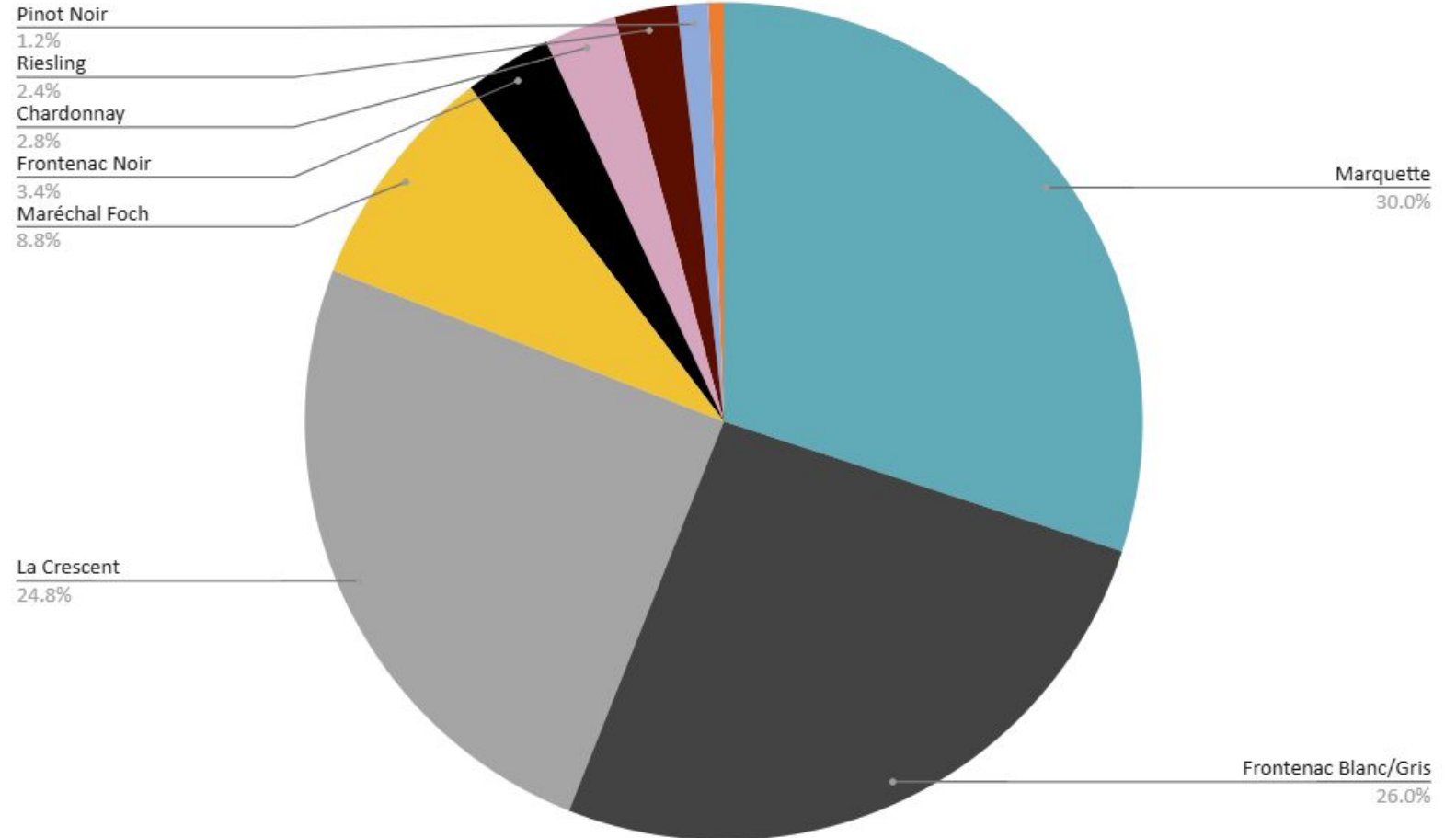
# SHUSWAP ALL VARIETIES

VARIETY	SHORT TONS
Frontenac Blanc/Gris	45.39
Marquette	33.32
Maréchal Foch	22.21
Ortega	16.68
Riesling	14.24
Siegerrebe	12.74
Pinot Noir	9.78
Pinot Gris	9.01
Kerner	6.19
Gamay Noir	5.52
<b>TOP 10 TOTAL</b>	<b>175.08</b>
La Crescent	2.98
Petit Milo	2.94
L'Acadie Blanc	2.82
<b>GRAND TOTAL</b>	<b>183.82</b>



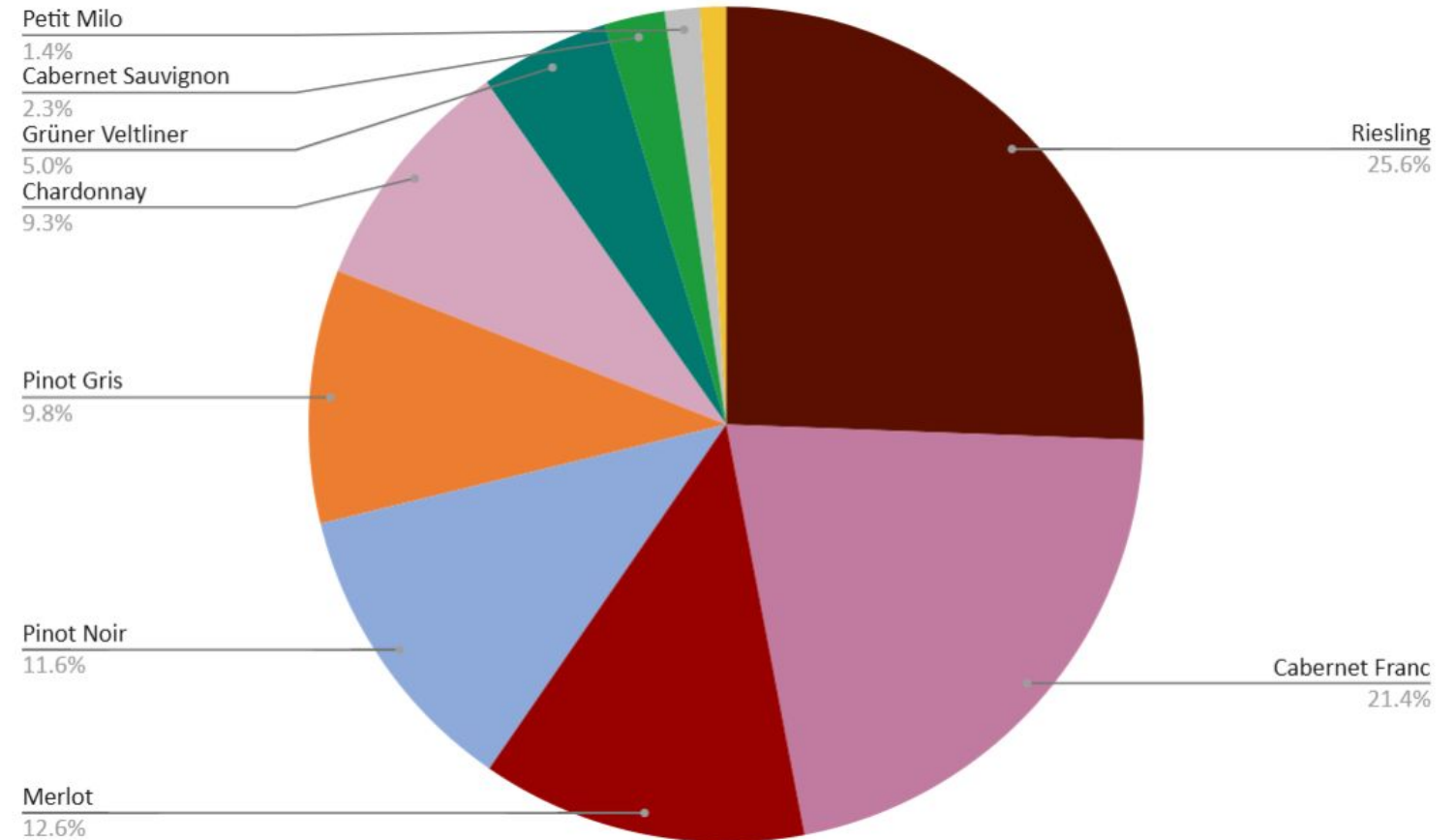
# THOMPSON VALLEY ALL VARIETIES

VARIETY	SHORT TONS
Marquette	50.41
Frontenac Blanc/Gris	43.67
La Crescent	41.71
Maréchal Foch	14.79
Frontenac Noir	5.64
Chardonnay	4.66
Riesling	4.04
Pinot Noir	2.01
Pinot Gris	1.00
<b>GRAND TOTAL</b>	<b>167.92</b>



# LILLOOET ALL VARIETIES

VARIETY	SHORT TONS
Riesling	37.72
Cabernet Franc	31.53
Merlot	18.58
Pinot Noir	17.07
Pinot Gris	14.44
Chardonnay	13.69
Grüner Veltliner	7.40
Cabernet Sauvignon	3.43
Petit Milo	2.00
Maréchal Foch	1.50
<b>TOP 10 TOTAL</b>	<b>147.36</b>
Auxerrois	1.00
Blattner Brickett Red	0.75
<b>GRAND TOTAL</b>	<b>149.11</b>



# KOOTENAYS ALL VARIETIES

VARIETY	SHORT TONS
Pinot Noir	33.31
Gewürztraminer	31.79
Pinot Gris	20.40
Chardonnay	10.58
Marquette	4.84
Frontenac Blanc/Gris	3.74
Schönburger	3.12
Maréchal Foch	1.76
Cabernet Franc	1.53
Gamay Noir	1.21
<b>TOP 10 TOTAL</b>	<b>112.29</b>
Kerner	1.12
Muscat	0.77
<b>GRAND TOTAL</b>	<b>114.18</b>

